

**(1)(a) STATEMENT SHOWING SHAREHOLDING PATTERN IN CLAUSE-35**

NAME OF THE COMPANY: HT MEDIA LIMITED

SCRIP CODE:

532662


Name of the Scrip:

Class of Security:


QUARTER ENDED:

31/12/2011

Partly paid-up shares	No. of partly paid-up shares	As a % of total no. of partly paid-up shares	As a % of total no. of shares of the Company.
Held by promoter/promoter group	0	0	0
Held by Public	0	0	0
<b>Total:</b>	<b>0</b>	<b>0</b>	<b>0</b>
Outstanding convertible securities:	No. of outstanding securities	As a % of total no. of outstanding convertible securities.	As a % of total no. of shares of the Company assuming full conversion of the convertible securities
Held by promoter/promoter group	0	0	0
Held by Public	0	0	0
<b>Total:</b>	<b>0</b>	<b>0</b>	<b>0</b>
Warrants:	No. of warrants	As a % of total no. of warrants	As a % of total no. of shares of the Company, assuming full conversion of warrants
Held by promoter/promoter group	0	0	0
Held by Public	0	0	0
<b>Total:</b>	<b>0</b>	<b>0</b>	<b>0</b>
<b>Total paid-up capital of the Company, assuming full conversion of warrants and convertible securities</b>	<b>235021035</b>	<b>0</b>	<b>100.00</b>




CATEGORY CODE	CATEGORY OF SHAREHOLDER	NO OF SHAREHOLDERS	TOTAL NUMBER OF SHARES	NO OF SHARES HELD IN DEMATERIALIZED FORM	TOTAL SHAREHOLDING AS A % OF TOTAL NO OF SHARES		SHARES PLEDGE OR OTHERWISE ENCUMBERED	
					AS a PERCENTAGE of (A+B)	As a PERCENTAGE of (A+B+C)	NUMBER OF SHARES	AS a PERCENTAGE (IX)=(VIII)/(IV)*100
(I)	(II)	(III)	(IV)	(V)	(VI)	(VII)	(VIII)	(IX)
<b>(A)</b>	<b>PROMOTER AND PROMOTER GROUP</b>							
(1)	INDIAN							
(a)	Individual /HUF	1	19	19	0.00	0.00	0	0.00
(b)	Central Government/State Government(s)	0	0	0	0.00	0.00	0	0.00
(c)	Bodies Corporate	6	161754490	161754490	68.83	68.83	0	0.00
(d)	Financial Institutions / Banks	0	0	0	0.00	0.00	0	0.00
(e)	Others	0	0	0	0.00	0.00	0	0.00
	<b>Sub-Total A(1) :</b>	<b>7</b>	<b>161754509</b>	<b>161754509</b>	<b>68.83</b>	<b>68.83</b>	<b>0</b>	<b>0.00</b>
(2)	FOREIGN							
(a)	Individuals (NRIs/Foreign Individuals)	0	0	0	0.00	0.00	0	0.00
(b)	Bodies Corporate	1	22581	22581	0.01	0.01	0	0.00
(c)	Institutions	0	0	0	0.00	0.00	0	0.00
(d)	Others	0	0	0	0.00	0.00	0	0.00
	<b>Sub-Total A(2) :</b>	<b>1</b>	<b>22581</b>	<b>22581</b>	<b>0.01</b>	<b>0.01</b>	<b>0</b>	<b>0.00</b>
	<b>Total A=A(1)+A(2)</b>	<b>8</b>	<b>161777090</b>	<b>161777090</b>	<b>68.84</b>	<b>68.84</b>	<b>0</b>	<b>0.00</b>
<b>(B)</b>	<b>PUBLIC SHAREHOLDING</b>							
(1)	INSTITUTIONS							
(a)	Mutual Funds /UTI	35	29138634	29138634	12.40	12.40		
(b)	Financial Institutions /Banks	2	105599	105599	0.04	0.04		
(c)	Central Government / State Government(s)	0	0	0	0.00	0.00		
(d)	Venture Capital Funds	0	0	0	0.00	0.00		
(e)	Insurance Companies	0	0	0	0.00	0.00		
(f)	Foreign Institutional Investors	22	28352734	28352734	12.06	12.06		
(g)	Foreign Venture Capital Investors	0	0	0	0.00	0.00		
(h)	Others	0	0	0	0.00	0.00		
	<b>Sub-Total B(1) :</b>	<b>59</b>	<b>57596967</b>	<b>57596967</b>	<b>24.51</b>	<b>24.51</b>		
(2)	NON-INSTITUTIONS							
(a)	Bodies Corporate	298	11188919	11188919	4.76	4.76		



CATEGORY CODE	CATEGORY OF SHAREHOLDER	NO OF SHAREHOLDERS	TOTAL NUMBER OF SHARES	NO OF SHARES HELD IN DEMATERIALIZED FORM	TOTAL SHAREHOLDING AS A % OF TOTAL NO OF SHARES		SHARES PLEDGE OR OTHERWISE ENCUMBERED	
					AS a PERCENTAGE of (A+B)	As a PERCENTAGE of (A+B+C)	NUMBER OF SHARES	AS a PERCENTAGE
(I)	(II)	(III)	(IV)	(V)	(VI)	(VII)	(VIII)	(IX)=(VIII)/(IV)*100
(b)	Individuals							
	(i) Individuals holding nominal share capital upto Rs.1 lakh	22028	1871515	1866635	0.80	0.80		
	(ii) Individuals holding nominal share capital in excess of Rs.1 lakh	2	2473310	2473310	1.05	1.05		
(c)	Others							
	TRUSTS	2	275	275	0.00	0.00		
	NON RESIDENT INDIANS	77	67632	67632	0.03	0.03		
	CLEARING MEMBERS	44	45327	45327	0.02	0.02		
	Sub-Total B(2) :	22451	15646978	15642098	6.66	6.66		
	Total B=B(1)+B(2) :	22510	73243945	73239065	31.16	31.16		
	Total (A+B) :	22518	235021035	235016155	100.00	100.00		
(C)	Shares held by custodians, against which Depository Receipts have been issued							
(1)	Promoter and Promoter Group							
(2)	Public	0	0	0	0.00	0.00		
	<b>GRAND TOTAL (A+B+C) :</b>	<b>22518</b>	<b>235021035</b>	<b>235016155</b>	<b>100.00</b>	<b>0.00</b>	<b>0</b>	<b>0.00</b>

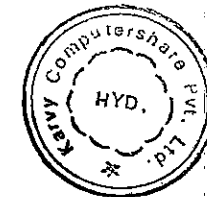


(I)(b) Statement showing holding of securities (including shares, warrants, convertible securities) of persons belonging to the category "Promoter and Promoter Group"											
Sr.No	Name of the Shareholder	Details of Shares held		Encumbered shares (**)			Details of Warrants		Details of convertible securities		Total Shares (including underlying shares assuming full conversion of warrants and convertible securities) as a % of diluted share capital
		No. of Shares held	As a % of grand total (A)+(B)+(C)	Pledge Shares	AS a percentage (VI)=(V)/(III)*100	AS a % of grand total (A) + (B) + (C) of sub-clause (I)(a)	Number of warrants held	As a % total number of warrants of the same class	Number of convertible securities held	As a % total number of convertible securities of the same class	
(i)	(ii)	(iii)	(iv)	(v)	(vi)	(vii)	(viii)	(ix)	(x)	(xi)	(xii)
1	THE HINDUSTAN TIMES LIMITED	161754465	68.83	0	0.00	0.00	0	0.00	0	0.00	0.00
2	DINESH MITTAL (AS A NOMINEE OF GO4I.COM(MAURITIUS) LIMITED)	19	0.00	0	0.00	0.00	0	0.00	0	0.00	0.00
3	THE HINDUSTAN TIMES LTD	5	0.00	0	0.00	0.00	0	0.00	0	0.00	0.00
4	THE HINDUSTAN TIMES LTD	5	0.00	0	0.00	0.00	0	0.00	0	0.00	0.00
5	THE HINDUSTAN TIMES LTD	5	0.00	0	0.00	0.00	0	0.00	0	0.00	0.00
6	THE HINDUSTAN TIMES LTD	5	0.00	0	0.00	0.00	0	0.00	0	0.00	0.00
7	THE HINDUSTAN TIMES LTD	5	0.00	0	0.00	0.00	0	0.00	0	0.00	0.00
<b>TOTAL :</b>		<b>161754509</b>	<b>68.83</b>	<b>0</b>	<b>0.00</b>	<b>0.00</b>	<b>0</b>	<b>0.00</b>	<b>0</b>	<b>0.00</b>	<b>0.00</b>



(I)(c)(i) Statement showing holding of securities (including shares, warrants, convertible securities) of persons belonging to the category "Public" and holding more than 1% of the total number of shares									
Sr.No.	Name of the shareholder	Number of shares held	Shares as a percentage of total number of shares (i.e., Grant total (A)+(B)+(C) indicated in Statement at para (i)(a) above}	Details of warrants		Details of convertible securities		Total shares (including underlying shares assuming full conversion of warrants and convertible securities) as a % of diluted share capital)	
				Number of warrants held	As a % total number of warrants of the same class	Number of convertible securities held	% w.r.t total number of convertible securities of the same class		
1	HPC (MAURITIUS) LIMITED	9959240	4.24	0	0.00	0	0.00		0.00
2	SMALLCAP WORLD FUND, INC	8179036	3.48	0	0.00	0	0.00		0.00
3	HDFC TRUSTEE COMPANY LIMITED-HDFC EQUITY FUND	7277825	3.10	0	0.00	0	0.00		0.00
4	AMANSA INVESTMENTS LTD	4856420	2.07	0	0.00	0	0.00		0.00
5	RELIANCE CAPITAL TRUSTEE COMPANY LIMITED A/C RELIANCE GROWTH FU	4739585	2.02	0	0.00	0	0.00		0.00
6	HDFC TRUSTEE COMPANY LIMITED - HDFC PRUDENCE FUND	4366965	1.86	0	0.00	0	0.00		0.00
7	RELIANCE LIFE INSURANCE COMPANY LIMITED	4012553	1.71	0	0.00	0	0.00		0.00
8	AMERICAN FUNDS INSURANCE SERIES GLOBAL SMALL CAPITALIZATION FUN	3060000	1.30	0	0.00	0	0.00		0.00
9	HDFC TRUSTEE COMPANY LIMITED - HDFC TAX SAVERFUND	2862283	1.22	0	0.00	0	0.00		0.00
<b>TOTAL :</b>		<b>49313907</b>	<b>20.98</b>	<b>0</b>	<b>0.00</b>	<b>0</b>	<b>0.00</b>		<b>0.00</b>

(I)(c)(ii) Statement showing holding of securities (including shares, warrants, convertible securities) of persons (together with PAC) belonging to the category "Public" and holding more than 5% of the total number of shares of the company									
Sr.No.	Name(s) of the shareholder(s) and the Persons Acting in Concert (PAC) with	Number of shares held	Shares as a percentage of total number of shares (i.e., Grant total (A)+(B)+(C) indicated in Statement at para (i)(a) above}	Details of warrants		Details of convertible securities		Total shares (including underlying shares assuming full conversion of warrants and convertible securities) as a % of diluted share capital)	
				Number of warrants held	As a % total number of warrants of the same class	Number of convertible securities held	% w.r.t total number of convertible securities of the same class		
<b>TOTAL :</b>		<b>0</b>	<b>0.00</b>	<b>0</b>	<b>0.00</b>	<b>0</b>	<b>0.00</b>		<b>0.00</b>



<b>(I)(d) STATEMENT SHOWING DETAILS OF LOCKED-IN SHARES"</b>				
SLNO	NAME OF THE SHAREHOLDER	CAT. CODE	NO OF SHARES	PERCENTAGE
1	THE HINDUSTAN TIMES LIMITED	PRO	192307	0.08
<b>TOTAL :</b>			<b>192307</b>	<b>0.08</b>

<b>(II)(a) STATEMENT SHOWING DETAILS OF DEPOSITORY RECEIPTS (DRS)</b>				
Sr.No.	Type of outstanding DR (ADRs,GDRs,SDRs,etc.)	Number of outstanding DRs	Number of shares underlying outstanding DRs	Shares underlying outstanding DRs as a percentage of total number of shares {i.e., Grand Total (A)+(B)+(C) indicated in Statement at Para(I)(a) above}
<b>TOTAL :</b>			<b>0</b>	<b>0</b>

<b>(II)(b) Statement showing Holding of Depository Receipts (DRs), where underlying shares held by "Promoter/Promoter group" are in excess of 1% of the</b>				
Sr.No.	Name of the DR Holder	Type of outstanding DR (ADRs,GDRs,SDRs,etc.)	Number of shares underlying outstanding DRs	Shares underlying outstanding DRs as a percentage of total number of shares {i.e., Grand Total (A)+(B)+(C) indicated in Statement at para(I)(a) above}
<b>TOTAL :</b>			<b>0</b>	<b>0</b>

