



(1)(a) STATEMENT SHOWING SHAREHOLDING PATTERN IN CLAUSE-35


NAME OF THE COMPANY: HT MEDIA LIMITED			
SCRIP CODE:	532662	Name of the Scrip: HTMEDIA	
Class of Security:	Equity		
QUARTER ENDED:	31/03/2013		
Partly paid-up shares	No. of partly paid-up shares	As a % of total no. of partly paid-up shares	As a % of total no. of shares of the Company.
Held by promoter/promoter group	0	0	0
Held by Public	0	0	0
Total:	0	0	0
Outstanding convertible securities:	No. of outstanding securities	As a % of total no. of outstanding convertible securities.	As a % of total no. of shares of the Company assuming full conversion of the convertible securities
Held by promoter/promoter group	0	0	0
Held by Public	0	0	0
Total:	0	0	0
Warrants:	No. of warrants	As a % of total no. of warrants	As a % of total no. of shares of the Company, assuming full conversion of warrants
Held by promoter/promoter group	0	0	0
Held by Public	0	0	0
Total:	0	0	0
Total paid-up capital of the Company, assuming full conversion of warrants and convertible securities	235021035 Shares for Rs.2/- each	0	100.00




CATEGORY CODE	CATEGORY OF SHAREHOLDER	NO OF SHAREHOLDERS	TOTAL NUMBER OF SHARES	NO OF SHARES HELD IN DEMATERIALIZED FORM	TOTAL SHAREHOLDING AS A % OF TOTAL NO OF SHARES		SHARES PLEDGE OR OTHERWISE ENCUMBERED	
					AS a PERCENTAGE of (A+B)	As a PERCENTAGE of (A+B+C)	NUMBER OF SHARES	AS a PERCENTAGE
(I)	(II)	(III)	(IV)	(V)	(VI)	(VII)	(VIII)	(IX)=(VIII)/(IV)*100
(2)	NON-INSTITUTIONS							
(a)	Bodies Corporate							
(L	Individuals	285	20535824	20535824	8.74	8.74		
	(i) Individuals holding nominal share capital upto Rs.1 lakh							
	(ii) Individuals holding nominal share capital in excess of Rs.1 lakh	22427	2068203	2062965	0.88	0.88		
(c)	Others	2	2875420	2875420	1.22	1.22		
	NON RESIDENT INDIANS							
	CLEARING MEMBERS	100	262930	262930	0.11	0.11		
	TRUSTS	40	5541	5541	0.00	0.00		
(d)	Qualified Foreign Investor	1	80	80	0.00	0.00		
		0	0	0	0.00	0.00		
	Sub-Total B(2) :	22855	25747998	25742760	10.96	10.96		
	Total B=B(1)+B(2) :	22909	73243945	73238707	31.16	31.16		
	Total (A+B) :	22917	235021035	235015797	100.00	100.00		
(C)	Shares held by custodians, against which Depository Receipts have been issued							
(1)	Promoter and Promoter Group							
(2)	Public	0	0	0	0.00	0.00		
	GRAND TOTAL (A+B+C) :	22917	235021035	235015797	100.00	0.00	0	0.00



CATEGORY CODE	CATEGORY OF SHAREHOLDER	NO OF SHAREHOLDERS	TOTAL NUMBER OF SHARES	NO OF SHARES HELD IN DEMATERIALIZED FORM	TOTAL SHAREHOLDING AS A % OF TOTAL NO OF SHARES		SHARES PLEDGE OR OTHERWISE ENCUMBERED	
					AS a PERCENTAGE of (A+B)	As a PERCENTAGE of (A+B+C)	NUMBER OF SHARES	AS a PERCENTAGE
(I)	(II)	(III)	(IV)	(V)	(VI)	(VII)	(VIII)	(IX)=(VIII)/(IV)*100
(1)	PROMOTER AND PROMOTER GROUP							
(1)	INDIAN							
(a)	Individual /HUF							
(b)	Central Government/State Government(s)	1	19	19	0.00	0.00	0	0.00
(c)	Bodies Corporate	0	0	0	0.00	0.00	0	0.00
(d)	Financial Institutions / Banks	6	161754490	161754490	68.83	68.83	0	0.00
(e)	Others	0	0	0	0.00	0.00	0	0.00
		0	0	0	0.00	0.00	0	0.00
	Sub-Total A(1) :	7	161754509	161754509	68.83	68.83	0	0.00
(2)	FOREIGN							
(a)	Individuals (NRIs/Foreign Individuals)							
(b)	Bodies Corporate	0	0	0	0.00	0.00	0	0.00
(c)	Institutions	1	22581	22581	0.01	0.01	0	0.00
(d)	Qualified Foreign Investor	0	0	0	0.00	0.00	0	0.00
(e)	Others	0	0	0	0.00	0.00	0	0.00
	Sub-Total A(2) :	0	0	0	0.00	0.00	0	0.00
	Total A=A(1)+A(2)	1	22581	22581	0.01	0.01	0	0.00
		8	161777090	161777090	68.84	68.84	0	0.00
(B)	PUBLIC SHAREHOLDING							
(1)	INSTITUTIONS							
(a)	Mutual Funds /UTI							
(b)	Financial Institutions /Banks	22	15172111	15172111	6.46	6.46		
(c)	Central Government / State Government(s)	4	109579	109579	0.05	0.05		
(d)	Venture Capital Funds	0	0	0	0.00	0.00		
(e)	Insurance Companies	0	0	0	0.00	0.00		
(f)	Foreign Institutional Investors	0	0	0	0.00	0.00		
(g)	Foreign Venture Capital Investors	28	32214257	32214257	13.71	13.71		
(h)	Qualified Foreign Investor	0	0	0	0.00	0.00		
(i)	Others	0	0	0	0.00	0.00		
	Sub-Total B(1) :	0	0	0	0.00	0.00		
		54	47495947	47495947	20.21	20.21		




(I)(b) Statement showing holding of securities (including shares, warrants, convertible securities) of persons belonging to the category "Promoter and Promoter Group"											
Sr.No	Name of the Shareholder	Details of Shares held		Encumbered shares (*)			Details of Warrants		Details of convertible securities		Total Shares (including underlying shares assuming full conversion of warrants and convertible securities) as a % of diluted share capital
		No. of Shares held (III)	As a % of grand total (A)+(B)+(C) (IV)	Pledge Shares (V)	AS a percentage (VI)=(V)/(III)*100 (VI)	AS a % of grand total (A) + (B) + (C) of sub-clause (I)(a) (VII)	Number of warrants held (VIII)	As a % total number of warrants of the same class (IX)	Number of convertible securities held (X)	As a % total number of convertible securities of the same class (XI)	
1	THE HINDUSTAN TIMES LIMITED										
2	GO4I.COM (MAURITIUS) LIMITED	161754465	68.83	0	0.00	0.00					
3	DINESH MITTAL (As a Nominee of GO4I.COM (MAURITIUS) LIMITED)	22581	0.01	0	0.00	0.00	0	0.00	0	0.00	68.83
4	THE HINDUSTAN TIMES LTD	19	0.00	0	0.00	0.00					0.01
5	THE HINDUSTAN TIMES LTD	5	0.00	0	0.00	0.00	0	0.00	0	0.00	0.00
6	THE HINDUSTAN TIMES LTD	5	0.00	0	0.00	0.00	0	0.00	0	0.00	0.00
7	THE HINDUSTAN TIMES LTD	5	0.00	0	0.00	0.00	0	0.00	0	0.00	0.00
8	THE HINDUSTAN TIMES LTD	5	0.00	0	0.00	0.00	0	0.00	0	0.00	0.00
	TOTAL :	161777090	68.84	0	0.00	0.00	0	0.00	0	0.00	68.84




(l)(c)(i) Statement showing holding of securities (including shares, warrants, convertible securities) of persons belonging to the category "Public" and holding more than 1% of the total number of shares								
Sr.No.	Name of the shareholder	Number of shares held	Shares as a percentage of total number of shares (i.e., Grant total (A)+(B)+(C) indicated in Statement at para (l)(a) above)	Details of warrants		Details of convertible securities		Total shares (including underlying shares assuming full conversion of warrants and convertible securities) as a % of diluted share capital)
				Number of warrants held	As a % total number of warrants of the same class	Number of convertible securities held	% w.r.t total number of convertible securities of the same class	
1	HPC (MAURITIUS) LIMITED	9959240	4.24	0	0.00	0	0.00	4.24
2	RELIANCE CAPITAL TRUSTEE COMPANY LIMITED A/C RELIANCE GROWTH FUND	8707612	3.71	0	0.00	0	0.00	3.71
3	SMALLCAP WORLD FUND, INC	8179036	3.48	0	0.00	0	0.00	3.48
4	AMANSA CAPITAL PTE LIMITED A/C AMANSA HOLDINGS PRIVATE LIMITED	6333859	2.70	0	0.00	0	0.00	2.70
5	BAJAJ ALLIANZ LIFE INSURANCE COMPANY LTD.	4536400	1.93	0	0.00	0	0.00	1.93
6	RELIANCE LIFE INSURANCE COMPANY LIMITED	3956565	1.68	0	0.00	0	0.00	1.68
7	HDFC STANDARD LIFE INSURANCE COMPANY LIMITED	3292014	1.40	0	0.00	0	0.00	1.40
8	STICHTING PENSIOENFONDS ABP	2590000	1.10	0	0.00	0	0.00	1.10
9	SBI LIFE INSURANCE CO. LTD	2512867	1.07	0	0.00	0	0.00	1.07
10	HDFC TRUSTEE COMPANY LIMITED - HDFC TAX SAVERFUND	2353096	1.00	0	0.00	0	0.00	1.00
	TOTAL :	52420689	22.30	0	0.00	0	0.00	22.30




(0)(c)(ii) Statement showing holding of securities (including shares, warrants, convertible securities) of persons (together with PAC) belonging to the category "Public" and holding more than 5% of the total number of shares of the company								
Sr.No.	Name(s) of the shareholder(s) and the Persons Acting in Concert (PAC) with	Number of shares held	Shares as a percentage of total number of shares (i.e., Grant total (A)+(B)+(C) indicated in Statement at para (1)(a) above}	Details of warrants		Details of convertible securities		Total shares (including underlying shares assuming full conversion of warrants and convertible securities) as a % of diluted share capital)
				Number of warrants held	As a % total number of warrants of the same class	Number of convertible securities held	% w.r.t total number of convertible securities of the same class	
		0	0	0	0	0	0	0
TOTAL :								




(I)(d) STATEMENT SHOWING DETAILS OF LOCKED-IN SHARES"				
Sr.No.	Name of the shareholder	Number of locked-in shares	Locked-in shares as a (%) percentage of total number of shares (i.e, Grand Total (A)+(B)+(C) Indicated in Statement at para (I)(a) above)	Promoter/Promoter Group/Public
TOTAL :		0	0	



(II)(a) STATEMENT SHOWING DETAILS OF DEPOSITORY RECEIPTS (DRS)				
Sr.No.	Type of outstanding DR (ADRs,GDRs,SDRs,etc.)	Number of outstanding DRs	Number of shares underlying outstanding DRs	Shares underlying outstanding DRs as a percentage of total number of shares {i.e., Grand Total (A)+(B)+(C) indicated in Statement at Para(I)(a) above}
		0	0	0
TOTAL :				



(II)(b) Statement showing Holding of Depository Receipts (DRs), where underlying shares held by "Promoter/Promoter group" are in excess of 1% of the total number shares.				
Sr.No.	Name of the DR Holder	Type of outstanding DR (ADRs,GDRs,SDRs, etc.)	Number of shares underlying outstanding DRs	Shares underlying outstanding DRs as a percentage of total number of shares {i.e., Grand Total (A)+(B)+(C) indicated in Statement at para(I)(a) above}
TOTAL :			0	0



NOT APPLICABLE

(III)(a) Statement showing the voting pattern of shareholders, if more than one class of shares/securities is issued by the issuer							
CATEG ORY CODE	CATEGORY OF SHAREHOLDERS	Number of Voting Rights held in each class of securities			Total Voting Rights (III+IV+V) (VI)	Total Voting Rights i.e.(VI)	
		Class X	Class Y	Class Z		As a % of (A+B) (VII)	As a % of (A+B+C)
		(III)	(IV)	(V)		(VII)	(VIII)
(A)	PROMOTER AND PROMOTER GROUP						
(1)	INDIAN						
(a)	Individuals /Hindu Undividend Family						
(b)	Central Government/State Government(s)						
(c)	Bodies Corporate						
(d)	Financial Institutions / Banks						
(e)	Any Other (Specify)						
	Sub-Total (A) (1) :						
(2)	FOREIGN						
(a)	Individuals (Non Resident Individuals/Foreign Individuals)						
(b)	Bodies Corporate						
(c)	Institutions						
(d)	Any Other (Specify)						
	Sub-Total (A)(2) :						
	Total Share Holding of Promoter and Promoter Group (A)=(A)(1)+(A)(2)						
(B)	PUBLIC SHAREHOLDING						
(1)	INSTITUTIONS						
(a)	Mutual Funds /UTI						
(b)	Financial Institutions /Banks						
(c)	Central Government / State Government(s)						
(d)	Venture Capital Funds						
(e)	Insurance Companies						
(f)	Foreign Institutional Investors						
(g)	Foreign Venture Capital Investors						
(h)	Any Other (Specify)						
	Sub-Total (B)(1) :						
(2)	NON-INSTITUTIONS						
(a)	Bodies Corporate						
(b)	Individuals						
	(i) Individual shareholders holding nominal share capital up to Rs.1 lakh						
	(ii) Individual shareholders holding nominal share capital in excess of Rs.1 lakh						
(c)	Qualified Foreign Investor						
(d)	Any Other (Specify)						
	Clearing Members						
	Non Resident Indians						
	directors						
	Sub-Total (B)(2) :						
	Total Public Share Holding (B)=(B)(1)+(B)(2) :						
	Total (A)+(B) :						
(C)	Shares held by custodians, against which Depository Receipts have been issued						
	GRAND TOTAL (A)+(B)+(C) :						

NOT APPLICABLE

