



(1)(a) STATEMENT SHOWING SHAREHOLDING PATTERN IN CLAUSE-35


NAME OF THE COMPANY:HT MEDIA LIMITED			
SCRIP CODE:	532662	Name of the Scrip: HT Media	
Class of Security:			
QUARTER ENDED:	31/03/2012		
Partly paid-up shares	No. of partly paid-up shares	As a % of total no. of partly paid-up shares	As a % of total no. of shares of the Company.
Held by promoter/promoter group	0	0	0
Held by Public	0	0	0
Total:	0	0	0
Outstanding convertible securities:	No. of outstanding securities	As a % of total no. of outstanding convertible securities.	As a % of total no. of shares of the Company assuming full conversion of the convertible securities.
Held by promoter/promoter group	0	0	0
Held by Public	0	0	0
Total:	0	0	0
Warrants:	No. of warrants	As a % of total no. of warrants	As a % of total no. of shares of the Company, assuming full conversion of warrants
Held by promoter/promoter group	0	0	0
Held by Public	0	0	0
Total:	0	0	0
Total paid-up capital of the Company, assuming full conversion of warrants and convertible securities	235021035	0	100.00




CATEGORY CODE	CATEGORY OF SHAREHOLDER	NO OF SHAREHOLDERS	TOTAL NUMBER OF SHARES	NO OF SHARES HELD IN DEMATERIALIZED FORM	TOTAL SHAREHOLDING AS A % OF TOTAL NO OF SHARES		SHARES PLEDGE OR OTHERWISE ENCUMBERED	
					AS a PERCENTAGE of (A+B)	As a PERCENTAGE of (A+B+C)	NUMBER OF SHARES	AS a PERCENTAGE (IX)=(VIII)/(IV)*100
(I)	(II)	(III)	(IV)	(V)	(VI)	(VII)	(VIII)	(IX)
(A)	PROMOTER AND PROMOTER GROUP							
(1)	INDIAN							
(a)	Individual /HUF	1	19	19	0.00	0.00	0	0.00
(b)	Central Government/State Government(s)	0	0	0	0.00	0.00	0	0.00
(c)	Bodies Corporate	6	161754490	161754490	68.83	68.83	0	0.00
(d)	Financial Institutions / Banks	0	0	0	0.00	0.00	0	0.00
(e)	Others	0	0	0	0.00	0.00	0	0.00
	Sub-Total A(1) :	7	161754509	161754509	68.83	68.83	0	0.00
(2)	FOREIGN							
(a)	Individuals (NRIs/Foreign Individuals)	0	0	0	0.00	0.00	0	0.00
(b)	Bodies Corporate	1	22581	22581	0.01	0.01	0	0.00
(c)	Institutions	0	0	0	0.00	0.00	0	0.00
(d)	Others	0	0	0	0.00	0.00	0	0.00
	Sub-Total A(2) :	1	22581	22581	0.01	0.01	0	0.00
	Total A=A(1)+A(2)	8	161777090	161777090	68.84	68.84	0	0.00
(B)	PUBLIC SHAREHOLDING							
(1)	INSTITUTIONS							
(a)	Mutual Funds /UTI	33	26300959	26300959	11.19	11.19		
(b)	Financial Institutions /Banks	2	105599	105599	0.04	0.04		
(c)	Central Government / State Government(s)	0	0	0	0.00	0.00		
(d)	Venture Capital Funds	0	0	0	0.00	0.00		
(e)	Insurance Companies	0	0	0	0.00	0.00		
(f)	Foreign Institutional Investors	22	28457765	28457765	12.11	12.11		
(g)	Foreign Venture Capital Investors	0	0	0	0.00	0.00		
(h)	Others	0	0	0	0.00	0.00		
	Sub-Total B(1) :	57	54864323	54864323	23.34	23.34		
(2)	NON-INSTITUTIONS							
(a)	Bodies Corporate	287	13815384	13815384	5.88	5.88		




CATEGORY CODE	CATEGORY OF SHAREHOLDER	NO OF SHAREHOLDERS	TOTAL NUMBER OF SHARES	NO OF SHARES HELD IN DEMATERIALIZED FORM	TOTAL SHAREHOLDING AS A % OF TOTAL NO OF SHARES		SHARES PLEDGE OR OTHERWISE ENCUMBERED	
					As a PERCENTAGE of (A+B)	As a PERCENTAGE of (A+B+C)	NUMBER OF SHARES	AS a PERCENTAGE (IX)=(VIII)/(IV)*100
(I)	(II)	(III)	(IV)	(V)	(VI)	(VII)	(VIII)	(IX)
(b)	Individuals							
	(i) Individuals holding nominal share capital upto Rs.1 lakh	21866	1827888	1823000	0.78	0.78		
	(ii) Individuals holding nominal share capital in excess of Rs.1 lakh	2	2474578	2474578	1.05	1.05		
(c)	Others							
	NON RESIDENT INDIANS	84	59581	59581	0.03	0.03		
	CLEARING MEMBERS	52	202111	202111	0.09	0.09		
	TRUSTS	1	80	80	0.00	0.00		
	Sub-Total B(2) :	22292	18379622	18374734	7.82	7.82		
	Total B=B(1)+B(2) :	22349	73243945	73239057	31.16	31.16		
	Total (A+B) :	22357	235021035	235016147	100.00	100.00		
(C)	Shares held by custodians, against which Depository Receipts have been issued							
(1)	Promoter and Promoter Group							
(2)	Public	0	0	0	0.00	0.00		
	GRAND TOTAL (A+B+C) :	22357	235021035	235016147	100.00	0.00	0	0.00




(i)(b) Statement showing holding of securities (including shares, warrants, convertible securities) of persons belonging to the category "Promoter and Promoter Group"											
Sr.No	Name of the Shareholder	Details of Shares held		Encumbered shares (*)			Details of Warrants		Details of convertible securities		Total Shares (including underlying shares assuming full conversion of warrants and convertible securities) as a % of diluted share capital
		No. of Shares held	As a % of grand total (A)+(B)+(C)	Pledge Shares	AS a percentage (VI)=(V)/(III)*100	AS a % of grand total (A) + (B) + (C) of sub-clause (I)(a)	Number of warrants held (VII)	As a % total number of warrants of the same class (IX)	Number of convertible securities held (X)	As a % total number of convertible securities of the same class (XI)	
(i)	(ii)	(iii)	(iv)	(v)	(vi)	(vii)	(viii)	(ix)	(x)	(xi)	(xii)
		161754465	68.83	0	0.00	0.00	0	0.00	0	0.00	0.00
1	THE HINDUSTAN TIMES LIMITED										
2	GO4I.COM (MAURITIUS) LIMITED	22581	0.01	0	0.00	0.00	0	0.00	0	0.00	0.00
3	DINESH MITTAL (As a Nominee of GO4I.COM (MAURITIUS) LIMITED)	19	0.00	0	0.00	0.00	0	0.00	0	0.00	0.00
4	THE HINDUSTAN TIMES LTD	5	0.00	0	0.00	0.00	0	0.00	0	0.00	0.00
5	THE HINDUSTAN TIMES LTD	5	0.00	0	0.00	0.00	0	0.00	0	0.00	0.00
6	THE HINDUSTAN TIMES LTD	5	0.00	0	0.00	0.00	0	0.00	0	0.00	0.00
7	THE HINDUSTAN TIMES LTD	5	0.00	0	0.00	0.00	0	0.00	0	0.00	0.00
8	THE HINDUSTAN TIMES LTD	5	0.00	0	0.00	0.00	0	0.00	0	0.00	0.00
	TOTAL :	161777090	68.84	0	0.00	0.00	0	0.00	0	0.00	0.00



(i)(c)(i) Statement showing holding of securities (including shares, warrants, convertible securities) of persons belonging to the category "Public" and holding more than 1% of the total number of shares									
Sr.No.	Name of the shareholder	Number of shares held	Shares as a percentage of total number of shares (i.e., Grant total (A)+(B)+(C) indicated in Statement at para (i)(a) above)	Details of warrants		Details of convertible securities		Total shares (including underlying shares assuming full conversion of warrants and convertible securities) as a % of diluted share capital	
				Number of warrants held	As a % total number of warrants of the same class	Number of convertible securities held	% w.r.t total number of convertible securities of the same class		
1	HPC (MAURITIUS) LIMITED	9959240	4.24	0	0.00	0	0.00		0.00
2	SMALLCAP WORLD FUND, INC	8179036	3.48	0	0.00	0	0.00		0.00
3	HDFC TRUSTEE COMPANY LIMITED-HDFC EQUITY FUND	6777825	2.88	0	0.00	0	0.00		0.00
4	AMANSA INVESTMENTS LTD	4806420	2.05	0	0.00	0	0.00		0.00
5	RELIANCE CAPITAL TRUSTEE COMPANY LIMITED A/C RELIANCE GROWTH FUND	4653738	1.98	0	0.00	0	0.00		0.00
6	RELIANCE LIFE INSURANCE COMPANY LIMITED	3956575	1.68	0	0.00	0	0.00		0.00
7	HDFC STANDARD LIFE INSURANCE COMPANY LIMITED	3220014	1.37	0	0.00	0	0.00		0.00
8	AMERICAN FUNDS INSURANCE SERIES GLOBAL SMALL CAPITALIZATION FUND	3060000	1.30	0	0.00	0	0.00		0.00
9	HDFC TRUSTEE COMPANY LIMITED - HDFC TAX SAVERFUND	2862283	1.22	0	0.00	0	0.00		0.00
	TOTAL :	47475131	20.20	0	0.00	0	0.00		0.00



(l)(c)(ii) Statement showing holding of securities (including shares, warrants, convertible securities) of persons (together with PAC) belonging to the category "Public" and holding more than 5% of the total number of shares of the company									
Sr.No.	Name(s) of the shareholder(s) and the Persons Acting in Concert (PAC) with	Number of shares held	Shares as a percentage of total number of shares (i.e., Grant total (A)+(B)+(C) indicated in Statement at para (l)(a) above)	Details of warrants		Details of convertible securities		Total shares (including underlying shares assuming full conversion of warrants and convertible securities) as a % of diluted share capital)	
				Number of warrants held	As a % total number of warrants of the same class	Number of convertible securities held	% w.r.t total number of convertible securities of the same class		
TOTAL :			0	0	0	0	0	0	0



(l)(d) STATEMENT SHOWING DETAILS OF LOCKED-IN SHARES"				
SLNO	NAME OF THE SHAREHOLDER	CAT. CODE	NO OF SHARES	PERCENTAGE
1	THE HINDUSTAN TIMES LIMITED	PRO	192307	0.08
TOTAL :			192307	0.08



STATEMENT SHOWING DETAILS OF DEPOSITORY RECEIPTS (DRS)				
(II)(a)				
Sr.No.	Type of outstanding DR (ADRs,GDRs,SDRs,etc.)	Number of outstanding DRs	Number of shares underlying outstanding DRs	Shares underlying outstanding DRs as a percentage of total number of shares {i.e., Grand Total (A)+(B)+(C) indicated in Statement at Para(I)(a) above}
		0	0	0
TOTAL :				



Statement showing Holding of Depository Receipts (DRs), where underlying shares held by "Promoter/Promoter group" are in excess of 1% of the total number shares.			
(II)(b)			
Sr.No.	Name of the DR Holder	Type of outstanding DR (ADRs,GDRs,SDRs, etc.)	Number of shares underlying outstanding DRs
			0
TOTAL :			0

