



(1)(a) STATEMENT SHOWING SHAREHOLDING PATTERN IN CLAUSE-35


NAME OF THE COMPANY: HT MEDIA LIMITED			
SCRIP CODE:	532662	Name of the Scrip: HTMEDIA	
Class of Security:	Equity		
QUARTER ENDED:	31/12/2012		
Partly paid-up shares	No. of partly paid-up shares	As a % of total no. of partly paid-up shares	As a % of total no. of shares of the Company.
Held by promoter/promoter group	0	0	0
Held by Public	0	0	0
Total:	0	0	0
Outstanding convertible securities:	No. of outstanding securities	As a % of total no. of outstanding convertible securities.	As a % of total no. of shares of the Company assuming full conversion of the convertible securities
Held by promoter/promoter group	0	0	0
Held by Public	0	0	0
Total:	0	0	0
Warrants:	No. of warrants	As a % of total no. of warrants	As a % of total no. of shares of the Company, assuming full conversion of warrants
Held by promoter/promoter group	0	0	0
Held by Public	0	0	0
Total:	0	0	0
Total paid-up capital of the Company, assuming full conversion of warrants and convertible securities	235021035 Shares for Rs.2/- each	0	100.00



CATEGORY CODE	CATEGORY OF SHAREHOLDER	NO OF SHAREHOLDERS	TOTAL NUMBER OF SHARES	NO OF SHARES HELD IN DEMATERIALIZED FORM	TOTAL SHAREHOLDING AS A % OF TOTAL NO OF SHARES		SHARES PLEDGE OR OTHERWISE ENCUMBERED	
					AS a PERCENTAGE of (A+B)	As a PERCENTAGE of (A+B+C)	NUMBER OF SHARES	AS a PERCENTAGE
(I)	(II)	(III)	(IV)	(V)	(VI)	(VII)	(VIII)	(IX)=(VIII)/(IV)*100
(A)	PROMOTER AND PROMOTER GROUP							
(1)	INDIAN							
(a)	Individual /HUF	1	19	19	0.00	0.00	0	0.00
(b)	Central Government/State Government(s)	0	0	0	0.00	0.00	0	0.00
(c)	Bodies Corporate	6	161754490	161754490	68.83	68.83	0	0.00
(d)	Financial Institutions / Banks	0	0	0	0.00	0.00	0	0.00
(e)	Others	0	0	0	0.00	0.00	0	0.00
	Sub-Total A(1) :	7	161754509	161754509	68.83	68.83	0	0.00
(2)	FOREIGN							
(j)	Individuals (NRIs/Foreign Individuals)	0	0	0	0.00	0.00	0	0.00
(b)	Bodies Corporate	0	0	0	0.00	0.00	0	0.00
(c)	Institutions	1	22581	22581	0.01	0.01	0	0.00
(d)	Qualified Foreign Investor	0	0	0	0.00	0.00	0	0.00
(e)	Others	0	0	0	0.00	0.00	0	0.00
	Sub-Total A(2) :	1	22581	22581	0.01	0.01	0	0.00
	Total A=A(1)+A(2)	8	161777090	161777090	68.84	68.84	0	0.00
(B)	PUBLIC SHAREHOLDING							
(1)	INSTITUTIONS							
(a)	Mutual Funds /UTI	23	17026936	17026936	7.24	7.24		
(b)	Financial Institutions /Banks	2	105599	105599	0.04	0.04		
(c)	Central Government / State Government(s)	0	0	0	0.00	0.00		
(d)	Venture Capital Funds	0	0	0	0.00	0.00		
(e)	Insurance Companies	0	0	0	0.00	0.00		
(f)	Foreign Institutional Investors	23	31199422	31199422	13.28	13.28		
(g)	Foreign Venture Capital investors	0	0	0	0.00	0.00		
(h)	Qualified Foreign Investor	0	0	0	0.00	0.00		
(i)	Others	0	0	0	0.00	0.00		
	Sub-Total B(1) :	48	48331957	48331957	20.56	20.56		
(2)	NON-INSTITUTIONS							
(a)	Bodies Corporate	314	20146432	20146432	8.57	8.57		



CATEGORY CODE	CATEGORY OF SHAREHOLDER	NO OF SHAREHOLDERS	TOTAL NUMBER OF SHARES	NO OF SHARES HELD IN DEMATERIALIZED FORM	TOTAL SHAREHOLDING AS A % OF TOTAL NO OF SHARES		SHARES PLEDGE OR OTHERWISE ENCUMBERED	
					AS a PERCENTAGE of (A+B)	AS a PERCENTAGE of (A+B+C)	NUMBER OF SHARES	AS a PERCENTAGE
(I)	(II)	(III)	(IV)	(V)	(VI)	(VII)	(VIII)	(IX)=(VIII)/(IV)*100
(b)	Individuals							
	(i) Individuals holding nominal share capital upto Rs.1 lakh	22604	2110361	2105097	0.90	0.90		
	(ii) Individuals holding nominal share capital in excess of Rs.1 lakh	1	2325420	2325420	0.99	0.99		
(c)	Others							
	NON RESIDENT INDIANS	101	265996	265996	0.11	0.11		
	CLEARING MEMBERS	61	63639	63639	0.03	0.03		
	TRUSTS	2	140	140	0.00	0.00		
(d)	Qualified Foreign Investor	0	0	0	0.00	0.00		
	Sub-Total B(2) :	23083	24911988	24906724	10.60	10.60		
	Total B=B(1)+B(2) :	23131	73243945	73238681	31.16	31.16		
	Total (A+B) :	23139	235021035	235015771	100.00	100.00		
(C)	Shares held by custodians, against which Depository Receipts have been issued							
(1)	Promoter and Promoter Group							
(2)	Public	0	0	0	0.00	0.00		
	GRAND TOTAL (A+B+C) :	23139	235021035	235015771	100.00	0.00	0	0.00



(I)(b) Statement showing holding of securities (including shares, warrants, convertible securities) of persons belonging to the category "Promoter and Promoter Group"											
Sr.No	Name of the Shareholder	Details of Shares held		Encumbered shares (*)			Details of Warrants		Details of convertible securities		Total Shares (including underlying shares assuming full conversion of warrants and convertible securities) as a % of diluted share capital
		No. of Shares held	As a % of grand total (A)+(B)+(C)	Pledge Shares	AS a percentage	AS a % of grand total (A) + (B) + (C) of sub-clause (I)(a)	Number of warrants held	As a % total number of warrants of the same class	Number of convertible securities held	As a % total number of convertible securities of the same class	
(I)	(II)	(III)	(IV)	(V)	(VI)=(V)/(III)*100	(VII)	(VIII)	(IX)	(X)	(XI)	(XII)
1	THE HINDUSTAN TIMES LIMITED	161754465	68.83	0	0.00	0.00	0	0.00	0	0.00	68.83
2	GO4I.COM (MAURITIUS) LIMITED	22581	0.01	0	0.00	0.00	0	0.00	0	0.00	0.01
3	DINESH MITTAL (As a Nominee of GO4I.COM (MAURITIUS) LIMITED)	19	0.00	0	0.00	0.00	0	0.00	0	0.00	0.00
4	THE HINDUSTAN TIMES LTD	5	0.00	0	0.00	0.00	0	0.00	0	0.00	0.00
5	THE HINDUSTAN TIMES LTD	5	0.00	0	0.00	0.00	0	0.00	0	0.00	0.00
6	THE HINDUSTAN TIMES LTD	5	0.00	0	0.00	0.00	0	0.00	0	0.00	0.00
7	THE HINDUSTAN TIMES LTD	5	0.00	0	0.00	0.00	0	0.00	0	0.00	0.00
8	THE HINDUSTAN TIMES LTD	5	0.00	0	0.00	0.00	0	0.00	0	0.00	0.00
	TOTAL :	161777090	68.84	0	0.00	0.00	0	0.00	0	0.00	68.84




(i)(c)(i) Statement showing holding of securities (including shares, warrants, convertible securities) of persons belonging to the category "Public" and holding more than 1% of the total number of shares									
Sr.No.	Name of the shareholder	Number of shares held	Shares as a percentage of total number of shares (i.e., Grant total (A)+(B)+(C) indicated in Statement at para (i)(a) above)	Details of warrants		Details of convertible securities		Total shares (including underlying shares assuming full conversion of warrants and convertible securities) as a % of diluted share capital)	
				Number of warrants held	As a % total number of warrants of the same class	Number of convertible securities held	% w.r.t total number of convertible securities of the same class		
1	HPC (MAURITIUS) LIMITED	9959240	4.24	0	0.00	0	0.00		4.24
2	RELIANCE CAPITAL TRUSTEE COMPANY LIMITED A/C RELIANCE GROWTH FUND	8559565	3.64	0	0.00	0	0.00		3.64
3	SMALLCAP WORLD FUND, INC	8179036	3.48	0	0.00	0	0.00		3.48
4	AMANSA CAPITAL PTE LIMITED A/C AMANSA HOLDINGS PRIVATE LIMITED	6333859	2.70	0	0.00	0	0.00		2.70
5	BAJAJ ALLIANZ LIFE INSURANCE COMPANY LTD.	4536400	1.93	0	0.00	0	0.00		1.93
6	RELIANCE LIFE INSURANCE COMPANY LIMITED	3956621	1.68	0	0.00	0	0.00		1.68
7	HDFC STANDARD LIFE INSURANCE COMPANY LIMITED	3292014	1.40	0	0.00	0	0.00		1.40
8	HDFC TRUSTEE COMPANY LIMITED - HDFC TAX SAVERFUND	2793096	1.19	0	0.00	0	0.00		1.19
	TOTAL :	47609831	20.26	0	0.00	0	0.00		20.26




(I)(c)(ii) Statement showing holding of securities (including shares, warrants, convertible securities) of persons (together with PAC) belonging to the category "Public" and holding more than 5% of the total number of shares of the company								
Sr.No.	Name(s) of the shareholder(s) and the Persons Acting in Concert (PAC) with	Number of shares held	Shares as a percentage of total number of shares (i.e., Grant total (A)+(B)+(C) indicated in Statement at para (I)(a) above)	Details of warrants		Details of convertible securities		Total shares (including underlying shares assuming full conversion of warrants and convertible securities) as a % of diluted share capital)
				Number of warrants held	number of warrants of the	convertible securities held	number of convertible	
	TOTAL :	0	0	0	0	0	0	0




(I)(d) STATEMENT SHOWING DETAILS OF LOCKED-IN SHARES"				
Sr.No.	Name of the shareholder	Number of locked-in shares	Locked-in shares as a (%) percentage of total number of shares (i.e, Grand Total (A)+(B)+(C) Indicated in Statement at para (I)(a) above}	Promoter/Promoter Group/Public
TOTAL :		0	0	



(II)(a) STATEMENT SHOWING DETAILS OF DEPOSITORY RECEIPTS (DRS)				
Sr.No.	Type of outstanding DR (ADRs,GDRs,SDRs,etc.)	Number of outstanding DRs	Number of shares underlying outstanding DRs	Shares underlying outstanding DRs as a percentage of total number of shares {i.e., Grand Total (A)+(B)+(C) indicated in Statement at Para(I)(a) above}
TOTAL :		0	0	



(ii)(b)	Statement showing Holding of Depository Receipts (DRs), where underlying shares held by "Promoter/Promoter group" are in excess of 1% of the total number shares.			
Sr.No.	Name of the DR Holder	Type of outstanding DR (ADRs,GDRs,SDRs, etc.)	Number of shares underlying outstanding DRs	Shares underlying outstanding DRs as a percentage of total number of shares {i.e., Grand Total (A)+(B)+(C) indicated in Statement at para(I)(a) above}
TOTAL :			0	0



NOT APPLICABLE

(III)(a) Statement showing the voting pattern of shareholders, if more than one class of shares/securities is issued by the issuer

CATEG ORY CODE (I)	CATEGORY OF SHAREHOLDERS (II)	Number of Voting Rights held in each class of securities			Total Voting Rights (III+IV+V) (VI)	Total Voting Rights i.e(VI)	
		Class X (III)	Class Y (IV)	Class Z (V)		As a % of (A+B) (VI1)	As a % of (A+B+C) (VIII)
(A)	PROMOTER AND PROMOTER GROUP						
(1)	INDIAN						
(a)	Individuals /Hindu Undividend Family						
(b)	Central Government/State Government(s)						
(c)	Bodies Corporate						
(d)	Financial Institutions / Banks						
(e)	Any Other (Specify)						
	Sub-Total (A) (1) :						
(2)	FOREIGN						
(a)	Individuals (Non Resident Individuals/Foreign Individuals)						
(b)	Bodies Corporate						
(c)	Institutions						
(d)	Any Other (Specify)						
	Sub-Total (A)(2) :						
	Total Share Holding of Promoter and Promoter Group (A)=(A)(1)+(A)(2)						
(B)	PUBLIC SHAREHOLDING						
(1)	INSTITUTIONS						
(a)	Mutual Funds /UTI						
(b)	Financial Institutions /Banks						
(c)	Central Government / State Government(s)						
(d)	Venture Capital Funds						
(e)	Insurance Companies						
(f)	Foreign Institutional Investors						
(g)	Foreign Venture Capital Investors						
(h)	Any Other (Specify)						

NOT APPLICABLE



Sub-Total (B)(1) :

(2) NON-INSTITUTIONS

(a) Bodies Corporate

(b) Individuals

(i) Individual shareholders holding nominal share capital up to Rs.1 lakh

(ii) Individual shareholders holding nominal share capital in excess of Rs.1 lakh

(c) Qualified Foreign Investor

(d) Any Other (Specify)

Clearing Members

Non Resident Indians

directors

Sub-Total (B)(2) :

Total Public Share Holding (B)=(B)(1)+(B)(2)

Total (A)+(B) :

(C) Shares held by custodians, against which

Depository Receipts have been issued

GRAND TOTAL (A)+(B)+(C) :

