



HT Media Limited

Registered Office: Hindustan Times House, 18-20, Kasturba Gandhi Marg, New Delhi - 110001, India
Statement of Standalone Unaudited Results for the Quarter and Nine Months Period Ended December 31, 2013

PART I (Rs. in lacs except Earnings per share data)

Sl. No.	Particulars	Three Months Ended			Nine Months Ended		Year Ended
		31.12.2013 (Un-audited)	30.09.2013 (Un-audited)	31.12.2012 (Un-audited)	31.12.2013 (Un-audited)	31.12.2012 (Un-audited)	31.03.2013 (Audited)
1	Income from operations						
	a) Net Sales/Income from Operations	38,766	32,625	35,562	1,05,590	99,229	1,32,818
	b) Other Operating Income	586	387	301	1,487	1,143	1,691
	Total Income from operations	39,352	33,012	35,863	1,07,077	1,00,372	1,34,509
2	Expenses						
	a) Cost of materials consumed	11,022	9,730	10,362	30,192	31,873	41,102
	b) Purchases of stock-in-trade	-	-	-	-	-	-
	c) Changes in inventories of finished goods, work-in-progress and stock-in-trade	(18)	-	(5)	12	(19)	(53)
	d) Employee benefits expense	7,920	7,745	6,765	23,382	20,277	28,915
	e) Depreciation and amortisation expense	1,391	1,366	1,353	4,107	4,284	5,758
	f) Advertisement and sales promotion	3,873	2,956	2,985	10,164	6,593	10,462
	g) Other expense	10,449	10,192	8,740	30,147	25,249	35,374
	Total Expense	34,637	31,989	30,200	98,004	88,257	1,21,558
3	Profit from Operations before other Income, finance costs and exceptional items (1-2)	4,715	1,023	5,663	9,073	12,115	12,951
4	Other Income	2,676	4,562	1,762	9,363	5,926	7,810
5	Profit from ordinary activities before finance costs and exceptional items (3+4)	7,391	5,585	7,425	18,436	18,041	20,761
5a	Profit from ordinary activities before finance costs, depreciation and amortisation expenses & exceptional items (EBITDA) (5+2e)	8,782	6,951	8,778	22,543	22,325	26,519
6	Finance Costs	1,475	1,402	847	4,017	2,306	3,358
7	Profit from ordinary activities after finance costs but before exceptional items(5-6)	5,916	4,183	6,578	14,419	15,735	17,403
8	Exceptional Items	-	-	-	-	-	(15,940)
9	Profit from Ordinary Activities before Tax (7+8)	5,916	4,183	6,578	14,419	15,735	1,463
10	Tax Expense	962	876	1,917	2,927	4,023	(952)
11	Net Profit from Ordinary Activities after Tax (9-10)	4,954	3,307	4,661	11,492	11,712	2,415
12	Extraordinary Items (Net of Tax Expenses)	-	-	-	-	-	-
13	Net Profit/(loss) for the period (11-12)	4,954	3,307	4,661	11,492	11,712	2,415
14	Paid-up Equity Share Capital (Face value - Rs. 2/- per share)	4,690	4,690	4,700	4,690	4,700	4,700
15	Reserves excluding Revaluation Reserve as per balance sheet of accounting year						1,26,315
16.i	Earnings per share (before extraordinary items) (of Rs 2/- each)	Not Annualised	Not Annualised	Not Annualised	Not Annualised	Not Annualised	
	(a) Basic	2.11	1.41	1.98	4.90	4.98	1.03
	(b) Diluted	2.11	1.41	1.98	4.90	4.98	1.03
16.ii	Earnings per share (after extraordinary items) (of Rs 2/- each)	Not Annualised	Not Annualised	Not Annualised	Not Annualised	Not Annualised	
	(a) Basic	2.11	1.41	1.98	4.90	4.98	1.03
	(b) Diluted	2.11	1.41	1.98	4.90	4.98	1.03

PART II							
Select Information for the Quarter and Nine Months Period Ended December 31, 2013							
Sl. No.	Particulars	Three Months Ended			Nine Months Ended		Year Ended
		31.12.2013	30.09.2013	31.12.2012	31.12.2013	31.12.2012	31.03.2013
A	Particulars of Shareholding						
1	Public Shareholding						
	Number of shares	7,27,07,500	7,27,07,750	7,32,43,945	7,27,07,500	7,32,43,945	7,32,43,945
	Percentage of shareholding	31.01%	31.01%	31.16%	31.01%	31.16%	31.16%
2	Promoters and Promoter Group Shareholding						
	a) Pledge / Encumbered						
	Number of Shares	Nil	Nil	Nil	Nil	Nil	Nil
	Percentage of Shares (as a % of the total shareholding of Promoter and Promoter group)	NA	NA	NA	NA	NA	NA
	Percentage of Shares (as a % of total share capital of the Company)	NA	NA	NA	NA	NA	NA
	b) Non Encumbered						
	Number of Shares	16,17,77,090	16,17,77,090	16,17,77,090	16,17,77,090	16,17,77,090	16,17,77,090
	Percentage of Shares (as a % of the total shareholding of Promoter and Promoter group)	100%	100%	100%	100%	100%	100%
	Percentage of Shares (as a % of the total share capital of the company)	68.99%	68.99%	68.84%	68.99%	68.84%	68.84%

Particulars		Three months ended 31.12.2013
B	INVESTOR COMPLAINTS	
	Pending at the beginning of the quarter	Nil
	Received during the quarter	7
	Disposed of during the quarter	7
	Remaining unresolved at the end of the quarter	Nil

Notes :

- The above results have been reviewed by the Audit Committee and approved by the Board of Directors at the meeting held on February 12, 2014.
- During the quarter, the Company has made following investments in subsidiaries:
 - Rs.589 Lacs towards equity share application money in HT Digital Media Holdings Limited;
 - Rs.250 Lacs towards equity share application money in HT Education Limited;
 - Rs.195 Lacs in the Equity Shares of Topmovies Entertainment Limited;
 - Rs.3 Lacs in the Equity Shares of ED World Private Limited; and
 - Rs.1 Lacs in the Equity Shares of HT Global Education.
- During the quarter, the Company has bought and extinguished 250 equity shares of Rs. 2/- each under a Buy-Back Offer made by the Company, from the open market through Stock Exchange Mechanism which commenced during an earlier quarter. The shares extinguished have been bought for an aggregate consideration of Rs 0.23 lacs.
- A Scheme of Arrangement and Restructuring u/s 391-394 r/w Sections 100-104 of the Companies Act, 1956 (the Scheme) between Firefly e- Ventures Limited (FEVL, a subsidiary of the Company through its wholly owned subsidiary HT Digital Media Holdings Limited) and the Company for demerger of 'Shine.com' i.e. Job Portal Undertaking of FEVL and transfer and vesting thereof into the Company w.e.f. from April 1, 2012 (Appointed Date) was sanctioned by the Hon'ble High Court of Delhi on April 18, 2013. The financial impact of the Scheme w.e.f. April 1, 2012, was considered in financial results of the Company for the quarter and year ended March 31, 2013. The financial results for the current quarter and nine months period ended December 31, 2013 include results of the Job Portal Undertaking. Accordingly, the results of the quarter and nine months period ended December 31, 2013 are not comparable with results of corresponding quarter and nine months period ended December 31, 2012.
- During the quarter, consequent to the Scheme referred in note 4 above, HT Digital Media Holdings Limited (HT Digital) has filed a petition with the Hon'ble High Court of Delhi u/s 100 to 105 of the Companies Act, 1956 for reduction of its equity share capital by Rs. 15,940 Lacs. The Hon'ble High Court of Delhi has admitted the petition and is due for hearing on February 26, 2014. Once the petition is approved by the Hon'ble High Court, the equity share capital of HT Digital shall stand reduced from existing Rs 17,664 Lacs to Rs 1,724 Lacs and accordingly, the Company will reduce its equity investment in HT Digital from Rs 17,664 Lacs to Rs 1,724 Lacs by writing off the Investment by Rs 15,940 Lacs. However, this will have no impact on the results of the Company, as an amount to the extent of proposed reduction of Rs 15,940 Lacs was already provided in books of accounts in FY 2012-13 in terms of the Scheme referred to in note 4 above.
- Provision for Tax includes Current Tax Expense and Deferred Tax Charge/(Credit).
- Employee Stock Option details of the Company for the quarter ended December 31, 2013 are as follows:
 - HTML Employee Stock Option Scheme – 2009, No options were granted, vested, exercised or forfeited. and ;
 - HTML Employee Stock Option Scheme – 2005, No options were granted, vested, exercised or forfeited.
- The MD and CFO certificate in respect of the above results in terms of Clause 41 of the Listing Agreement has been placed before the Board of Directors.
- Previous period's/year's figures have been regrouped/reclassified wherever necessary, to correspond with those of the current quarter's classification.

S

Statement of Segment-wise Revenue, Results and Capital Employed for the quarter and nine months period ended December 31, 2013


(Rs. in lacs)

Particulars	Three Months Ended			Nine Months Ended		Year Ended
	31.12.2013 (Un-audited)	30.09.2013 (Un-audited)	31.12.2012 (Un-audited)	31.12.2013 (Un-audited)	31.12.2012 (Un-audited)	31.03.2013 (Audited)
1 Segment Revenue						
a) Printing and Publishing of Newspapers & Periodicals	35,327	29,663	33,276	96,401	92,975	1,23,129
b) Radio Broadcast & Entertainment	2,667	2,216	2,135	7,024	5,955	7,752
c) Digital	1,139	1,038	452	3,143	1,195	3,119
d) Unallocated	219	95	-	509	247	509
Total	39,352	33,012	35,863	1,07,077	1,00,372	1,34,509
Less: Inter Segment Revenue	-	-	-	-	-	-
Net Sales/Income from Operations	39,352	33,012	35,863	1,07,077	1,00,372	1,34,509
2 Segment Results Profit/(Loss) before Tax and Interest from each segment						
a) Printing and Publishing of Newspapers & Periodicals	5,161	2,259	6,204	12,620	13,360	17,822
b) Radio Broadcast & Entertainment	782	485	266	1,642	650	749
c) Digital	(527)	(958)	40	(2,999)	22	(3,029)
d) Unallocated	(701)	(763)	(847)	(2,190)	(1,917)	(2,591)
	4,715	1,023	5,663	9,073	12,115	12,951
Less: Finance Cost	1,475	1,402	847	4,017	2,306	3,358
Less: Exceptional Items (Net)	-	-	-	-	-	15,940
Add: Other Income	2,676	4,562	1,762	9,363	5,926	7,810
Profit Before Taxation	5,916	4,183	6,578	14,419	15,735	1,463
3 Capital Employed (Segment Assets - Segment Liabilities)						
a) Printing and Publishing of Newspapers & Periodicals	24,445	32,812	23,991	24,445	23,991	19,919
b) Radio Broadcast & Entertainment	7,988	8,620	8,586	7,988	8,586	8,365
c) Digital	149	(393)	407	149	407	593
d) Unallocated	1,08,914	95,698	1,09,278	1,08,914	1,09,278	1,02,138
Total	1,41,496	1,36,737	1,42,262	1,41,496	1,42,262	1,31,015

Notes:

- Segment Revenue and Segment Results of Digital Segment for the quarter and nine months period ended December 31, 2013 include revenue and results of 'Shine.com' i.e. Job Portal Undertaking of Firefly e-Ventures Limited (subsidiary company), which vested with the Company, w.e.f April 1, 2012, pursuant to a Scheme of Arrangement and Restructuring as detailed in note no. 4 of results. Accordingly, Segment Revenue and Results for the quarter and nine months period ended December 31, 2013 are not comparable with segment revenue and results of corresponding quarter and nine months period ended December 31, 2013.
- Previous period's/year's figure have been regrouped/reclassified where necessary to conform to this quarter's classification.


For and on behalf of the Board of Directors



Shobhana Bhartia
Chairperson & Editorial Director

New Delhi
February 12, 2014





HT Media Limited

Registered Office: Hindustan Times House, 18-20, Kasturba Gandhi Marg, New Delhi - 110001, India
Statement of Consolidated Un-audited Results for the Quarter and Nine Months period ended December 31, 2013

PART I		(Rs. in Lacs except earnings per share data)					
		Three months ended			Nine months ended		Year Ended
		31.12.2013 (Un-audited)	30.09.2013 (Un-audited)	31.12.2012 (Un-audited)	31.12.2013 (Un-audited)	31.12.2012 (Un-audited)	31.03.2013 (Audited)
1	Income from operations						
	a) Net Sales/Income from Operations	57,304	52,683	54,025	1,63,210	1,52,445	2,01,599
	b) Other Operating Income	824	782	677	2,476	2,340	3,239
	Total Income from operations	58,128	53,465	54,702	1,65,686	1,54,785	2,04,838
2	Expenses						
	a) Cost of materials consumed	19,084	18,940	18,468	55,177	55,611	72,676
	b) Purchases of stock-in-trade	-	-	-	-	-	-
	c) Changes in inventories of finished goods, work-in-progress and stock-in-trade	(18)	(585)	188	(188)	313	(267)
	d) Employee benefits expense	10,594	10,647	9,805	31,793	29,311	39,213
	e) Depreciation and amortisation expense	2,002	2,231	2,201	6,419	6,823	9,144
	f) Other expense	18,991	18,028	17,496	55,194	48,469	64,960
	Total Expense	50,653	49,261	48,158	1,48,395	1,40,527	1,85,726
3	Profit from Operations before other income, finance costs and exceptional items (1-2)	7,475	4,204	6,544	17,291	14,258	19,112
4	Other Income	3,573	5,695	2,384	12,024	6,915	9,383
5	Profit from ordinary activities before finance costs and exceptional items (3+4)	11,048	9,899	8,928	29,315	21,173	28,495
5 a	Profit from ordinary activities before finance costs, depreciation and amortisation expenses & exceptional items (EBITDA) (5+2e)	13,050	12,130	11,129	35,734	27,996	37,639
6	Finance Costs	1,643	1,741	1,095	4,759	3,106	4,460
7	Profit from ordinary activities after finance costs but before exceptional items(5-6)	9,405	8,158	7,833	24,556	18,067	24,035
8	Exceptional Items	-	-	-	-	-	-
9	Profit from Ordinary Activities before Tax (7+8)	9,405	8,158	7,833	24,556	18,067	24,035
10	Tax Expense	1,932	1,773	2,217	5,540	4,568	6,234
11	Net Profit from Ordinary Activities after Tax (9-10)	7,473	6,385	5,616	19,016	13,499	17,801
12	Extraordinary Items (Net of Tax Expenses)	-	-	-	-	-	-
13	Net Profit/(loss) for the period (11-12)	7,473	6,385	5,616	19,016	13,499	17,801
14	Share of profit/ (loss) of associates	(31)	(21)	-	(52)	-	-
15	Minority Interest	740	546	255	1,695	742	1,036
16	Net Profit after taxes, minority interest and share of profit/(loss) of associates (13+14-15)	6,702	5,818	5,361	17,269	12,757	16,765
17	Paid-up Equity Share Capital (Face value - Rs. 2/- per share)	4,690	4,690	4,700	4,690	4,700	4,700
18	Reserves excluding Revaluation Reserve as per balance sheet of previous accounting year						1,54,903
19.i	Earnings per share (before extraordinary items) (of Rs 2/- each)	Not Annualised	Not Annualised	Not Annualised	Not Annualised	Not Annualised	
	(a) Basic	2.86	2.48	2.28	7.36	5.43	7.13
	(b) Diluted	2.86	2.48	2.28	7.36	5.43	7.13
19.ii	Earnings per share (after extraordinary items) (of Rs 2 /- each)	Not Annualised	Not Annualised	Not Annualised	Not Annualised	Not Annualised	
	(a) Basic	2.86	2.48	2.28	7.36	5.43	7.13
	(b) Diluted	2.86	2.48	2.28	7.36	5.43	7.13



DB

PART II							
Select Information for the quarter and nine months period ended December 31, 2013							
S.No	Particulars	Three months ended			Nine months ended		Year Ended
		31.12.2013	30.09.2013	31.12.2012	31.12.2013	31.12.2012	31.03.2013
A	PARTICULARS OF SHAREHOLDING						
1	Public Shareholding						
	Number of shares	7,27,07,500	7,27,07,750	7,32,43,945	7,27,07,500	7,32,43,945	7,32,43,945
	Percentage of shareholding	31.01%	31.01%	31.16%	31.01%	31.16%	31.16%
2	Promoters and Promoter Group Shareholding						
	a) Pledge / Encumbered						
	Number of Shares	Nil	Nil	Nil	Nil	Nil	Nil
	Percentage of Shares (As a % of the total shareholding of Promoter and Promoter group)	NA	NA	NA	NA	NA	NA
	Percentage of Shares (As a % of total share capital of the Company)	NA	NA	NA	NA	NA	NA
	b) Non Encumbered						
	Number of Shares	16,17,77,090	16,17,77,090	16,17,77,090	16,17,77,090	16,17,77,090	16,17,77,090
	Percentage of Shares (As a % of the total shareholding of Promoter and Promoter group)	100%	100%	100%	100%	100%	100%
	Percentage of Shares (As a % of the total share capital of the Company)	68.99%	68.99%	68.84%	68.99%	68.84%	68.84%

	Particulars	Three months ended 31.12.2013
B	INVESTOR COMPLAINTS	
	Pending at the beginning of the quarter	Nil
	Received during the quarter	7
	Disposed of during the quarter	7
	Remaining unresolved at the end of the quarter	Nil

Notes :

- 1 The financial results of following entities have been consolidated with the financial results of HT Media Limited (Parent Company), hereinafter referred to as "the Group":

Subsidiaries

Hindustan Media Ventures Limited (HMVL)
HT Music and Entertainment Company Limited (HT Music)
HT Digital Media Holdings Limited (HT Digital)
Firefly e-Ventures Limited (Firefly)
HT Burda Media Limited (HT Burda) (Control Ceased w.e.f 30.09.2013)
HT Mobile Solutions Limited (HT Mobile)
HT Overseas Pte. Ltd., Singapore (HT Overseas)
HT Learning Centers Limited (HT Learning)
HT Education Limited (HT Education)
HT Global Education (HT Global), a Company licensed u/s 25 of the Companies Act,1956
Ed World Private Limited (ED World)
Ivy Talent India Private Limited (Ivy Talent)
Topmovies Entertainment Limited (Top Movies)

Joint Venture (JV)

India Education Services Private Limited (IESPL)

Associate

MyParichay Services Private Limited (MyParichay)

- 2 The Consolidated Financial results for the quarter and nine months period ended December 31, 2013 are prepared in accordance with the requirements of Accounting Standards - 21, 23 and 27 as notified by Companies (Accounting Standard) Rules, 2006, as amended. The above unaudited results for the quarter and nine months period ended December 31, 2013 have been reviewed by the Audit Committee and taken on record by the Board of Directors of Parent Company at the meeting held on February 12, 2014. The Statutory Auditors have conducted a "Limited Review" of these quarterly results in terms of Clause 41 of the Listing Agreement.

- 3 During the quarter, the Parent Company has made the following investments in subsidiaries :

- Rs. 589 Lacs as application money towards Equity Shares of HT Digital.
- Rs 250 Lacs as application money towards Equity Shares of HT Education
- Rs.195 Lacs in Equity Shares of Top Movies.
- Rs.3 Lacs in Equity Shares of ED World.
- Rs.1 Lac in Equity Shares of HT Global.



Handwritten signature

- 4 Details of Employee Stock Option for the quarter ended December 31, 2013 are as follows :
- For Parent Company: under i) HTML Employee Stock Option Scheme – 2009, No options were granted, vested, exercised or forfeited.
ii) HTML Employee Stock Option Scheme – 2005, No options were granted, vested, exercised or forfeited.
 - For Firefly :- Under i) Employee Stock Option Plan – 2009, No options were granted, vested or exercised however, 2,12,026 options were forfeited.
ii) Employee Stock Option Plan – 2013, 14,34,000 options were granted, 5,73,600 options were vested, no options were exercised or forfeited.
 - For HVMV:- Under the HT Group Companies – Employee Stock Option Trust Scheme of the ultimate Parent Company, no options were granted, vested, exercised or forfeited.
 - For HT Mobile :- Under the Employee Stock Option Plan – 2013, 11,47,225 options were granted, 3,78,584 options were vested, no options were exercised or forfeited.

- 5 Response to Auditor's qualifications in the Limited Review Report on Consolidated Financial Results for the quarter ended December 31, 2013 and in the Audit Report on Consolidated Financial Statements for the year ended March 31, 2013 :

(i) During the current quarter, Firefly, HT Mobile, HT Music, HT Learning, Top Movies, and IESPL have recognised deferred tax assets/(liabilities) of Rs. 44 lacs, (Rs 13 lacs), Rs. 1 lac, Rs. 48 lacs, Rs 14 lacs and Rs 57 lacs [Proportion of Group's share in JV] respectively. Total deferred tax assets (net) as at December 31, 2013 as recognised by Firefly, HT Mobile, HT Music, HT Learning and Top Movies are Rs. 762 lacs, Rs. 259 lacs, Rs 27 lacs, Rs. 789 lacs, Rs 14 lacs, and Rs 57 lacs respectively. The Limited Review report on the Un audited Consolidated Results for the quarter ended December 31, 2013 has highlighted the qualification related to deferred tax assets recognised by Firefly, HT Mobile, HT Music, HT Learning, Top Movies, and IESPL as on that date

(ii) The Auditors Report to the Consolidated Financial Statements for the financial year ended March 31, 2013 of the Parent Company were also qualified for the entire amount of deferred tax assets (net) as recognised by Firefly, HT Mobile, HT Music, HT Burda and HT Learning

Management response to (i) and (ii) above:

Management is confident that subsequent realisation of the Deferred Tax Assets recognised as at December 31, 2013 by the above companies is virtually certain in the near future, based on the future projections and existing business model of the respective companies.

- 6 During the quarter, the Parent Company has bought and extinguished 250 equity shares of Rs. 2/- each, under a Buy-Back Offer made by the Parent Company, from the open market through Stock Exchange Mechanism which had commenced during an earlier quarter. The shares extinguished have been bought for an aggregate consideration of Rs 0.23 lacs.

- 7 The financial results of HT Burda have been consolidated till September 30, 2013 being the date of cessation of Parent - Subsidiary relationship pursuant to sale of parent's controlling interest in HT Burda. Accordingly, the results of current quarter are not comparable with those of immediately preceding quarter and corresponding quarter of previous year.

- 8 The Un-audited standalone financial results of the Parent Company for the quarter ended December 31, 2013 have been filed with the Stock Exchanges where the Parent Company's shares are listed and are available on Company's website "www.htmedia.in". The key standalone financial information for the quarter are as under:

Particulars	Three months ended			Nine months ended		Year Ended
	31.12.2013 @	30.09.2013	31.12.2012	31.12.2013	31.12.2012	31.03.2013
	(Un-audited)	(Un-audited)	(Un-audited)	(Un-audited)	(Un-audited)	(Audited)
Total Operating Revenue	39,352	33,012	35,863	1,07,077	1,00,372	1,34,509
Profit/(Loss) Before Tax	5,916	4,183	6,578	14,419	15,735	1,463
Profit/(Loss) After Tax	4,954	3,307	4,661	11,492	11,712	2,415

@ A Scheme of Arrangement and Restructuring u/s 391-394 r/w Sections 100-104 of the Companies Act, 1956 (the Scheme) between FEVL (a subsidiary of the Parent Company through its wholly owned subsidiary HT Digital) and the Parent Company for demerger of 'Shine.com' i.e. Job Portal Undertaking of FEVL and transfer and vesting thereof into the Parent Company w.e.f. from April 1, 2012 (Appointed Date) was sanctioned by Hon'ble High Court of Delhi on April 18, 2013. The financial impact of the Scheme w.e.f. April 1, 2012, was considered in financial results of the Company for the quarter and year ended March 31, 2013. The financial results for the current quarter and nine months period ended December 31, 2013 include results of the Job Portal Undertaking. Accordingly, the results of the quarter and nine months period ended December 31, 2013 are not comparable with results of corresponding quarter and nine months ended period December 31, 2012.


- 9 During the quarter, consequent to the Scheme referred in footnote to note 8 above, HT Digital has filed a petition with the Hon'ble High Court of Delhi u/s 100 to 105 of the Companies Act, 1956 for reduction in its equity capital by Rs. 15,940 Lacs. The Hon'ble High Court of Delhi has admitted the petition and is due for hearing on February 26, 2014. Once this petition is approved by the Hon'ble High Court, the equity share capital of HT Digital shall stand reduced from existing Rs 17,664 Lacs to Rs 1,724 Lacs and accordingly, the Parent Company will reduce its equity Investment in HT Digital from Rs 17,664 Lacs to Rs 1,724 Lacs by writing off the Investment by Rs 15,940 Lacs. However, this will have no impact on the consolidated financial results.

- 10 During the quarter, FEVL has transferred its Movie Review and Rating Business (Desimartini.com) as a going concern on Slump Sale basis to Top Movies for an aggregate consideration of Rs 95 Lacs. However, this transfer has no impact on the consolidated financial results.

- 11 Provision for Tax includes Current Tax Expense and Deferred Tax Charge/(Credit).

- 12 The MD and CFO certificate in respect of the above results in terms of Clause 41 of the Listing Agreement has been placed before the Board of Directors.

- 13 Previous period's/year's figure have been regrouped/reclassified where necessary, to correspond with those of the current quarter's classification.



[Handwritten signature]

Statement of segment-wise revenue, results and capital employed for the quarter and nine months period ended December 31, 2013

(Rs in Lacs)


Particulars	Three Months Ended			Nine months ended		Year Ended
	31.12.2013	30.09.2013	31.12.2012	31.12.2013	31.12.2012	31.03.2013
	(Un-audited)	(Un-audited)	(Un-audited)	(Un-audited)	(Un-audited)	(Audited)
1 Segment Revenue						
a) Printing & Publishing of Newspapers & Periodicals	53,353	49,585	51,304	1,53,396	1,45,285	1,91,995
b) Radio Broadcast & Entertainment	2,667	2,216	2,135	7,024	5,987	7,830
c) Digital	1,954	1,781	1,379	5,440	3,916	5,377
d) Unallocated	362	225	116	881	527	897
Total	58,336	53,807	54,934	1,66,741	1,55,715	2,06,099
Inter Segment Revenue	(208)	(342)	(232)	(1,055)	(930)	(1,261)
Net Sales/Income from Operations	58,128	53,465	54,702	1,65,686	1,54,785	2,04,838
2 Segment Results Profit/(loss) before Tax, Interest and other income from each segment						
a) Printing & Publishing of Newspapers & Periodicals	8,593	5,948	8,378	22,687	19,528	26,369
b) Radio Broadcast & Entertainment	779	469	252	1,515	635	740
c) Digital	(760)	(1,029)	(886)	(3,493)	(3,054)	(3,656)
d) Unallocated	(1,137)	(1,184)	(1,200)	(3,518)	(2,851)	(4,131)
Total (A)	7,475	4,204	6,544	17,291	14,258	19,112
Less: i) Finance Cost (B)	1,643	1,741	1,095	4,759	3,106	4,460
ii) Exceptional item (Net) (C)	-	-	-	-	-	-
Add: Other income (D)	3,573	5,695	2,384	12,024	6,915	9,383
Profit Before Taxation(A-B-C+D)	9,405	8,158	7,833	24,556	18,067	24,035
3 Capital Employed (Segment Assets - Segment Liabilities)						
a) Printing & Publishing of Newspapers & Periodicals	51,671	55,497	57,180	51,671	57,180	54,239
b) Radio Broadcast & Entertainment	8,021	8,659	8,592	8,021	8,592	8,412
c) Digital	1,054	348	21	1,054	21	1,035
d) Unallocated	1,30,498	1,19,333	1,05,322	1,30,498	1,05,322	1,10,292
Total	1,91,244	1,83,837	1,71,115	1,91,244	1,71,115	1,73,978

Note

- a) Unallocated includes figures relating to Segments which do not meet criteria of Reportable Segment as per Accounting Standard 17- Segment Reporting notified by Company (Accounting Standards) Rules, 2006.
- b) Previous period's/year's figure have been regrouped/reclassified where necessary to conform to this quarter's classification.

For and on behalf of the Board of Directors

New Delhi
February 12, 2014



Shobhana

Shobhana Bhartia
Chairperson & Editorial Director

5