



(1)(a) STATEMENT SHOWING SHAREHOLDING PATTERN IN CLAUSE-35			
NAME OF THE COMPANY: HT MEDIA LIMITED			
SCRIP CODE:	532662	Name of the Scrip: HTMEDIA	
Class of Security:	Equity		
QUARTER ENDED:	30/09/2012		
Partly paid-up shares	No. of partly paid-up shares	As a % of total no. of partly paid-up shares	As a % of total no. of shares of the Company.
Held by promoter/promoter group	0	0	0
Held by Public	0	0	0
Total:	0	0	0
Outstanding convertible securities:	No. of outstanding securities	As a % of total no. of outstanding convertible securities.	As a % of total no. of shares of the Company assuming full conversion of the convertible securities
Held by promoter/promoter group	0	0	0
Held by Public	0	0	0
Total:	0	0	0
Warrants:	No. of warrants	As a % of total no. of warrants	As a % of total no. of shares of the Company, assuming full conversion of warrants
Held by promoter/promoter group	0	0	0
Held by Public	0	0	0
Total:	0	0	0
Total paid-up capital of the Company, assuming full conversion of warrants and convertible securities	235021035 Shares for Rs.2/- each	0	100.00



CATEGORY CODE	CATEGORY OF SHAREHOLDER	NO OF SHAREHOLDERS	TOTAL NUMBER OF SHARES	NO OF SHARES HELD IN DEMATERIALIZED FORM	TOTAL SHAREHOLDING AS A % OF TOTAL NO OF SHARES		SHARES PLEDGE OR OTHERWISE ENCUMBERED	
					AS a PERCENTAGE of (A+B)	As a PERCENTAGE of (A+B+C)	NUMBER OF SHARES	AS a PERCENTAGE
(I)	(II)	(III)	(IV)	(V)	(VI)	(VII)	(VIII)	(IX)=(VIII)/(IV)*100
(A)	PROMOTER AND PROMOTER GROUP							
(1)	INDIAN							
(a)	Individual /HUF	1	19	19	0.00	0.00	0	0.00
(b)	Central Government/State Government(s)	0	0	0	0.00	0.00	0	0.00
(c)	Bodies Corporate	6	161754490	161754490	68.83	68.83	0	0.00
(d)	Financial Institutions / Banks	0	0	0	0.00	0.00	0	0.00
(e)	Others	0	0	0	0.00	0.00	0	0.00
	Sub-Total A(1) :	7	161754509	161754509	68.83	68.83	0	0.00
(2)	FOREIGN							
(a)	Individuals (NRIs/Foreign Individuals)	0	0	0	0.00	0.00	0	0.00
(b)	Bodies Corporate	0	0	0	0.00	0.00	0	0.00
(c)	Institutions	1	22581	22581	0.01	0.01	0	0.00
(d)	Qualified Foreign Investor	0	0	0	0.00	0.00	0	0.00
(e)	Others	0	0	0	0.00	0.00	0	0.00
	Sub-Total A(2) :	1	22581	22581	0.01	0.01	0	0.00
	Total A=A(1)+A(2)	8	161777090	161777090	68.84	68.84	0	0.00
B)	PUBLIC SHAREHOLDING							
1)	INSTITUTIONS							
(a)	Mutual Funds /UTI	26	18160894	18160894	7.73	7.73		
(b)	Financial Institutions /Banks	2	105599	105599	0.04	0.04		
(c)	Central Government / State Government(s)	0	0	0	0.00	0.00		
(d)	Venture Capital Funds	0	0	0	0.00	0.00		
(e)	Insurance Companies	0	0	0	0.00	0.00		
(f)	Foreign Institutional Investors	21	30141224	30141224	12.82	12.82		
(g)	Foreign Venture Capital Investors	0	0	0	0.00	0.00		
(h)	Qualified Foreign Investor	0	0	0	0.00	0.00		
(i)	Others	0	0	0	0.00	0.00		
	Sub-Total B(1) :	49	48407717	48407717	20.60	20.60		
2)	NON-INSTITUTIONS							
(a)	Bodies Corporate	318	20188301	20188301	8.59	8.59		
(b)	Individuals							
	(i) Individuals holding nominal share capital upto Rs.1 lakh	22829	2021878	2016676	0.86	0.86		




CATEGORY CODE	CATEGORY OF SHAREHOLDER	NO OF SHAREHOLDERS	TOTAL NUMBER OF SHARES	NO OF SHARES HELD IN DEMATERIALIZED FORM	TOTAL SHAREHOLDING AS A % OF TOTAL NO OF SHARES		SHARES PLEDGE OR OTHERWISE ENCUMBERED	
					AS a PERCENTAGE of (A+B)	As a PERCENTAGE of (A+B+C)	NUMBER OF SHARES	AS a PERCENTAGE
(I)	(II)	(III)	(IV)	(V)	(VI)	(VII)	(VIII)	(IX)=(VIII)/(IV)*100
	(ii) Individuals holding nominal share capital in excess of Rs.1 lakh	1	2325420	2325420	0.99	0.99		
(c)	Qualified Foreign Investor	0	0	0	0.00	0.00		
(d)	Others							
	NON RESIDENT INDIANS	88	227750	227750	0.10	0.10		
	CLEARING MEMBERS	54	72799	72799	0.03	0.03		
	TRUSTS	1	80	80	0.00	0.00		
	Sub-Total B(2) :	23291	24836228	24831026	10.57	10.57		
	Total B=B(1)+B(2) :	23340	73243945	73238743	31.16	31.16		
	Total (A+B) :	23348	235021035	235015833	100.00	100.00		
(C)	Shares held by custodians, against which Depository Receipts have been issued							
(1)	Promoter and Promoter Group							
(2)	Public	0	0	0	0.00	0.00		
	GRAND TOTAL (A+B+C) :	23348	235021035	235015833	100.00	0.00	0	0.00




(I)(b) Statement showing holding of securities (including shares, warrants, convertible securities) of persons belonging to the category "Promoter and Promoter Group"											
Sr.No	Name of the Shareholder	Details of Shares held		Encumbered shares (*)			Details of Warrants		Details of convertible securities		Total Shares (including underlying shares assuming full conversion of warrants and convertible securities) as a % of diluted share capital
		No. of Shares held	As a % of grand total (A)+(B)+(C)	Pledge Shares	AS a percentage (VI)=(V)/(III)*100	AS a % of grand total (A) + (B) + (C) of sub-clause (I)(a)	Number of warrants held	As a % total number of warrants of the same class	Number of convertible securities held	As a % total number of convertible securities of the same class	
(i)	(ii)	(iii)	(iv)	(v)	(vi)	(vii)	(viii)	(ix)	(x)	(xi)	(xii)
1	THE HINDUSTAN TIMES LIMITED	161754465	68.83	0	0.00	0.00	0	0.00	0	0.00	0.00
2	GO4I.COM (MAURITIUS) LIMITED	22581	0.01	0	0.00	0.00	0	0.00	0	0.00	0.00
3	DIRESH MITTAL (As a Nominee of GO4I.COM (MAURITIUS) LIMITED)	19	0.00	0	0.00	0.00	0	0.00	0	0.00	0.00
4	THE HINDUSTAN TIMES LTD	5	0.00	0	0.00	0.00	0	0.00	0	0.00	0.00
5	THE HINDUSTAN TIMES LTD	5	0.00	0	0.00	0.00	0	0.00	0	0.00	0.00
6	THE HINDUSTAN TIMES LTD	5	0.00	0	0.00	0.00	0	0.00	0	0.00	0.00
7	THE HINDUSTAN TIMES LTD	5	0.00	0	0.00	0.00	0	0.00	0	0.00	0.00
8	THE HINDUSTAN TIMES LTD	5	0.00	0	0.00	0.00	0	0.00	0	0.00	0.00
TOTAL :		161777090	68.84	0	0.00	0.00	0	0.00	0	0.00	0.00



(l)(c)(i) Statement showing holding of securities (including shares, warrants, convertible securities) of persons belonging to the category "Public" and holding more than 1% of the total number of shares								
Sr.No.	Name of the shareholder	Number of shares held	Shares as a percentage of total number of shares (i.e., Grant total (A)+(B)+(C) indicated in Statement at para (l)(a) above)	Details of warrants		Details of convertible securities		Total shares (including underlying shares assuming full conversion of warrants and convertible securities) as a % of diluted share capital
				Number of warrants held	As a % total number of warrants of the same class	Number of convertible securities held	% w.r.t total number of convertible securities of the same class	
1	HPC (MAURITIUS) LIMITED	9959240	4.24	0	0.00	0	0.00	0.00
2	RELIANCE CAPITAL TRUSTEE COMPANY LIMITED A/C RELIANCE GROWTH FUND	8274238	3.52	0	0.00	0	0.00	0.00
3	SMALLCAP WORLD FUND, INC	8179036	3.48	0	0.00	0	0.00	0.00
4	AMANSI INVESTMENTS LTD	6833859	2.91	0	0.00	0	0.00	0.00
5	BAJAJ ALLIANZ LIFE INSURANCE COMPANY LTD.	4536400	1.93	0	0.00	0	0.00	0.00
6	RELIANCE LIFE INSURANCE COMPANY LIMITED	3956626	1.68	0	0.00	0	0.00	0.00
7	HDFC STANDARD LIFE INSURANCE COMPANY LIMITED	3292014	1.40	0	0.00	0	0.00	0.00
8	HDFC TRUSTEE COMPANY LIMITED - HDFC TAX SAVER FUND	2862283	1.22	0	0.00	0	0.00	0.00
	TOTAL :	47893696	20.38	0	0.00	0	0.00	0.00



Statement showing holding of securities (Including shares, warrants, convertible securities) of persons (together with PAC) belonging to the category "Public" and holding more than 5% of the total number of shares of the company								
Sr.No.	Name(s) of the shareholder(s) and the Persons Acting In Concert (PAC) with	Number of shares held	Shares as a percentage of total number of shares (i.e., Grant total (A)+(B)+(C) Indicated in Statement at para (I)(a) above)	Details of warrants		Details of convertible securities		Total shares (Including underlying shares assuming full conversion of warrants and convertible securities) as a % of diluted share capital)
				Number of warrants held	As a % total number of warrants of the same class	Number of convertible securities held	% w.r.t total number of convertible securities of the same class	
TOTAL :		0	0	0	0	0	0	0



(I)(d) STATEMENT SHOWING DETAILS OF LOCKED-IN SHARES"				
SLNO	NAME OF THE SHAREHOLDER	CAT. CODE	NO OF SHARES	PERCENTAGE
TOTAL :			0	0

(II)(a) STATEMENT SHOWING DETAILS OF DEPOSITORY RECEIPTS (DRS)				
Sr.No.	Type of outstanding DR (ADRs,GDRs,SDRs,etc.)	Number of outstanding DRs	Number of shares underlying outstanding DRs	Shares underlying outstanding DRs as a percentage of total number of shares (i.e., Grand Total (A)+(B)+(C) indicated in Statement at Para(I)(a) above)
TOTAL :			0	0

(II)(b) Statement showing Holding of Depository Receipts (DRs), where underlying shares held by "Promoter/Promoter group" are in excess of 1% of the total number shares.				
Sr.No.	Name of the DR Holder	Type of outstanding DR (ADRs,GDRs,SDRs,etc.)	Number of shares underlying outstanding DRs	Shares underlying outstanding DRs as a percentage of total number of shares (i.e., Grand Total (A)+(B)+(C) indicated in Statement at para(I)(a) above)
TOTAL :			0	0



NOT APPLICABLE

(III) (a) Statement showing the voting pattern of shareholders, if more than one class of shares/securities is issued by the issuer

CATEG ORY CODE	CATEGORY OF SHAREHOLDERS	Number of Voting Rights held in each class of securities			Total Voting Rights (III+IV+V) (VI)	Total Voting Rights i.e(VII)	
		Class X (III)	Class Y (IV)	Class Z (V)		As a % of (A+B) (VIIa)	As a % of (A+B+C) (VIIb)
(A)	PROMOTER AND PROMOTER GROUP						
(1)	INDIAN						
(a)	Individuals/Hindu Undivided Family						
(b)	Central Government/State Government(s)						
(c)	Bodies Corporate						
(d)	Financial Institutions / Banks						
(e)	Any Other (Specify)						
	Sub-Total (A) (1) :						
(2)	FOREIGN						
(a)	Individuals (Non Resident Individuals/Foreign Individuals)						
(b)	Bodies Corporate						
(c)	Institutions						
(d)	Any Other (Specify)						
	Sub-Total (A)(2) :						
	Total Share Holding of Promoter and Promoter Group (A)=(A)(1)+(A)(2)						
(B)	PUBLIC SHAREHOLDING						
(1)	INSTITUTIONS						
(a)	Mutual Funds /UTI						
(b)	Financial Institutions /Banks						
(c)	Central Government / State Government(s)						
(d)	Venture Capital Funds						
(e)	Insurance Companies						
(f)	Foreign Institutional Investors						
(g)	Foreign Venture Capital Investors						
(h)	Any Other (Specify)						
	Sub-Total (B)(1) :						
(2)	NON-INSTITUTIONS						
(a)	Bodies Corporate						
(b)	Individuals						
	(i) Individual shareholders holding nominal share capital up to Rs.1 lakh						
	(ii) Individual shareholders holding nominal share capital in excess of Rs.1 lakh						
(c)	Qualified Foreign Investor						
(d)	Any Other (Specify)						
	Clearing Members						
	Non Resident Indians						
	directors						
	Sub-Total (B)(2) :						
	Total Public Share Holding (B)=(B)(1)+(B)(2) :						
	Total (A)+(B) :						
(C)	Shares held by custodians, against which Depository Receipts have been issued						
	GRAND TOTAL (A)+(B)+(C) :						

NOT APPLICABLE

