



HT Media Limited
Regd. Office : Hindustan Times House
18-20, Kasturba Gandhi Marg
New Delhi - 110 001
Tel : 66561234 Fax : 66561270
www.hindustantimes.com

Ref: HTML/CS/02/2013

15-07-2013

The Listing Department
Bombay Stock Exchange Limited
Listing Department
P.J. Tower, Dalal Street
MUMBAI – 400 001

**The National Stock Exchange of
India Limited**
Exchange Plaza, 5th Floor
Plot No C/1, G Block
Bandra-Kurla Complex
Bandra (East)
MUMBAI – 400 051

Scrip Code: 532662
Company Code: HTMEDIA

Dear Sirs,

Sub: Shareholding pattern pursuant to Clause 35 of the Listing Agreement

In terms of the requirements of Clause 35 of the Listing Agreement, enclosed please find the shareholding pattern of the Company as on 30th June, 2013 in the prescribed format.

Please acknowledge receipt.


Thanking you,
Yours faithfully,
For HT Media Limited


(Dinesh Mittal)
Group General Counsel & Company Secretary


Encl: As above.

(1)(a) STATEMENT SHOWING SHAREHOLDING PATTERN IN CLAUSE-35

| NAME OF THE COMPANY: HT MEDIA LIMITED | | | |
|--|---|---|--|
| SCRIP CODE: | 532662 | Name of the Scrip: HTMEDIA | |
| Class of Security: | Equity | | |
| QUARTER ENDED: | 30/06/2013 | | |
| Partly paid-up shares | No. of partly paid-up shares | As a % of total no. of partly paid-up shares | As a % of total no. of shares of the Company. |
| Held by promoter/promoter group | 0 | 0 | 0 |
| Held by Public | 0 | 0 | 0 |
| Total: | 0 | 0 | 0 |
| Outstanding convertible securities: | No. of outstanding securities | As a % of total no. of outstanding convertible securities. | As a % of total no. of shares of the Company assuming full conversion of the convertible securities |
| Held by promoter/promoter group | 0 | 0 | 0 |
| Held by Public | 0 | 0 | 0 |
| Total: | 0 | 0 | 0 |
| Warrants: | No. of warrants | As a % of total no. of warrants | As a % of total no. of shares of the Company, assuming full conversion of warrants |
| Held by promoter/promoter group | 0 | 0 | 0 |
| Held by Public | 0 | 0 | 0 |
| Total: | 0 | 0 | 0 |
| Total paid-up capital of the Company, assuming full conversion of warrants and convertible securities | 234502751 Shares for Rs.2/- each | 0 | 100.00 |




| CATEGORY CODE | CATEGORY OF SHAREHOLDER | NO OF SHAREHOLDERS | TOTAL NUMBER OF SHARES | NO OF SHARES HELD IN DEMATERIALIZED FORM | TOTAL SHAREHOLDING AS A % OF TOTAL NO OF SHARES | | SHARES PLEDGE OR OTHERWISE ENCUMBERED | |
|---------------|--|--------------------|------------------------|--|---|----------------------------|---------------------------------------|----------------------|
| | | | | | AS a PERCENTAGE of (A+B) | As a PERCENTAGE of (A+B+C) | NUMBER OF SHARES | AS a PERCENTAGE |
| (I) | (II) | (III) | (IV) | (V) | (VI) | (VII) | (VIII) | (IX)=(VIII)/(IV)*100 |
| (A) | PROMOTER AND PROMOTER GROUP | | | | | | | |
| (1) | INDIAN | | | | | | | |
| (a) | Individual /HUF | | | | | | | |
| (b) | Central Government/State Government(s) | 1 | 19 | 19 | 0.00 | 0.00 | 0 | 0.00 |
| (c) | Bodies Corporate | 0 | 0 | 0 | 0.00 | 0.00 | 0 | 0.00 |
| (d) | Financial Institutions / Banks | 6 | 161754490 | 161754490 | 68.98 | 68.98 | 0 | 0.00 |
| (e) | Others | 0 | 0 | 0 | 0.00 | 0.00 | 0 | 0.00 |
| | Sub-Total A(1) : | | | | | | | |
| | | 7 | 161754509 | 161754509 | 68.98 | 68.98 | 0 | 0.00 |
| (2) | FOREIGN | | | | | | | |
| (a) | Individuals (NRIs/Foreign Individuals) | | | | | | | |
| (b) | Bodies Corporate | 0 | 0 | 0 | 0.00 | 0.00 | 0 | 0.00 |
| (c) | Institutions | 1 | 22581 | 22581 | 0.01 | 0.01 | 0 | 0.00 |
| (d) | Qualified Foreign Investor | 0 | 0 | 0 | 0.00 | 0.00 | 0 | 0.00 |
| (e) | Others | 0 | 0 | 0 | 0.00 | 0.00 | 0 | 0.00 |
| | Sub-Total A(2) : | | | | | | | |
| | Total A=A(1)+A(2) | 8 | 161777090 | 161777090 | 68.99 | 68.99 | 0 | 0.00 |
| (B) | PUBLIC SHAREHOLDING | | | | | | | |
| (1) | INSTITUTIONS | | | | | | | |
| (a) | Mutual Funds /UTI | | | | | | | |
| (b) | Financial Institutions /Banks | 17 | 13137662 | 13137662 | 5.60 | 5.60 | | |
| (c) | Central Government / State Government(s) | 4 | 107949 | 107949 | 0.05 | 0.05 | | |
| (d) | Venture Capital Funds | 0 | 0 | 0 | 0.00 | 0.00 | | |
| (e) | Insurance Companies | 0 | 0 | 0 | 0.00 | 0.00 | | |
| (f) | Foreign Institutional Investors | 0 | 0 | 0 | 0.00 | 0.00 | | |
| (g) | Foreign Venture Capital Investors | 30 | 35655301 | 35655301 | 15.20 | 15.20 | | |
| (h) | Qualified Foreign Investor | 0 | 0 | 0 | 0.00 | 0.00 | | |
| (i) | Others | 0 | 0 | 0 | 0.00 | 0.00 | | |
| | Sub-Total B(1) : | | | | | | | |
| | | 51 | 48900912 | 48900912 | 20.85 | 20.85 | | |
| (2) | NON-INSTITUTIONS | | | | | | | |



| CATEGORY CODE | CATEGORY OF SHAREHOLDER | NO OF SHAREHOLDERS | TOTAL NUMBER OF SHARES | NO OF SHARES HELD IN DEMATERIALIZED FORM | TOTAL SHAREHOLDING AS A % OF TOTAL NO OF SHARES | | SHARES PLEDGE OR OTHERWISE ENCUMBERED | |
|---------------|---|--------------------|------------------------|--|---|----------------------------|---------------------------------------|----------------------|
| | | | | | AS a PERCENTAGE of (A+B) | As a PERCENTAGE of (A+B+C) | NUMBER OF SHARES | AS a PERCENTAGE |
| (I) | (II) | (III) | (IV) | (V) | (VI) | (VII) | (VIII) | (IX)=(VIII)/(IV)*100 |
| (a) | Bodies Corporate | | | | | | | |
| (b) | Individuals | 286 | 18454144 | 18454144 | 7.87 | 7.87 | | |
| | (i) Individuals holding nominal share capital upto Rs.1 lakh | | | | | | | |
| | (ii) Individuals holding nominal share capital in excess of Rs.1 lakh | 22203 | 2017897 | 2012551 | 0.86 | 0.86 | | |
| (c) | Others | 3 | 3037737 | 3037737 | 1.30 | 1.30 | | |
| | NON RESIDENT INDIANS | | | | | | | |
| | CLEARING MEMBERS | 95 | 262136 | 262136 | 0.11 | 0.11 | | |
| | TRUSTS | 29 | 52755 | 52755 | 0.02 | 0.02 | | |
| (d) | Qualified Foreign Investor | 1 | 80 | 80 | 0.00 | 0.00 | | |
| | | 0 | 0 | 0 | 0.00 | 0.00 | | |
| | Sub-Total B(2) : | | | | | | | |
| | | 22617 | 23824749 | 23819403 | 10.16 | 10.16 | | |
| | Total B=B(1)+B(2) : | | | | | | | |
| | | 22668 | 72725661 | 72720315 | 31.01 | 31.01 | | |
| | Total (A+B) : | | | | | | | |
| | | 22676 | 234502751 | 234497405 | 100.00 | 100.00 | | |
| (C) | Shares held by custodians, against which Depository Receipts have been issued | | | | | | | |
| (1) | Promoter and Promoter Group | | | | | | | |
| (2) | Public | | | | | | | |
| | | 0 | 0 | 0 | 0.00 | 0.00 | | |
| | GRAND TOTAL (A+B+C) : | | | | | | | |
| | | 22676 | 234502751 | 234497405 | 100.00 | 0.00 | 0 | 0.00 |




| (i)(b) Statement showing holding of securities (including shares, warrants, convertible securities) of persons belonging to the category "Promoter and Promoter Group" | | | | | | | | | | | |
|--|--|------------------------|-----------------------------------|-----------------------|--------------------|--|-------------------------|---|---------------------------------------|--|---|
| Sr.No | Name of the Shareholder | Details of Shares held | | Encumbered shares (*) | | Details of Warrants | | Details of convertible securities | | Total Shares (including underlying shares assuming full conversion of warrants and convertible securities) as a % of diluted share capital | |
| | | No. of Shares held | As a % of grand total (A)+(B)+(C) | Pledge Shares | AS a percentage | AS a % of grand total (A) + (B) + (C) of sub-clause (i)(a) | Number of warrants held | As a % total number of warrants of the same class | Number of convertible securities held | | As a % total number of convertible securities of the same class |
| (i) | (ii) | (iii) | (iv) | (v) | (vi)=(v)/(iii)*100 | (vii) | (viii) | (ix) | (x) | (xi) | (xii) |
| 1 | THE HINDUSTAN TIMES LIMITED | 161754465 | 68.98 | 0 | | | | | | | |
| 2 | GO4I.COM (MAURITIUS) LIMITED | 22581 | 0.01 | 0 | 0.00 | 0.00 | 0 | 0.00 | 0 | 0.00 | 68.98 |
| 3 | DINESH NITTAL (As a Nominee of GO4I.COM (MAURITIUS) LIMITED) | 19 | 0.00 | 0 | 0.00 | 0.00 | 0 | 0.00 | 0 | 0.00 | 0.01 |
| 4 | THE HINDUSTAN TIMES LTD | 5 | 0.00 | 0 | 0.00 | 0.00 | 0 | 0.00 | 0 | 0.00 | 0.00 |
| 5 | THE HINDUSTAN TIMES LTD | 5 | 0.00 | 0 | 0.00 | 0.00 | 0 | 0.00 | 0 | 0.00 | 0.00 |
| 6 | THE HINDUSTAN TIMES LTD | 5 | 0.00 | 0 | 0.00 | 0.00 | 0 | 0.00 | 0 | 0.00 | 0.00 |
| 7 | THE HINDUSTAN TIMES LTD | 5 | 0.00 | 0 | 0.00 | 0.00 | 0 | 0.00 | 0 | 0.00 | 0.00 |
| 8 | THE HINDUSTAN TIMES LTD | 5 | 0.00 | 0 | 0.00 | 0.00 | 0 | 0.00 | 0 | 0.00 | 0.00 |
| | TOTAL : | 161777090 | 68.99 | 0 | 0.00 | 0.00 | 0 | 0.00 | 0 | 0.00 | 68.99 |




| (l)(c)(i) Statement showing holding of securities (including shares, warrants, convertible securities) of persons belonging to the category "Public" and holding more than 1% of the total number of shares | | | | | | | | | |
|---|---|-----------------------|--|-------------------------|---|---------------------------------------|--|---|--|
| Sr.No. | Name of the shareholder | Number of shares held | Shares as a percentage of total number of shares (i.e., Grant total (A)+(B)+(C) indicated in Statement at para (l)(a) above) | Details of warrants | | Details of convertible securities | | Total shares (including underlying shares assuming full conversion of warrants and convertible securities) as a % of diluted share capital) | |
| | | | | Number of warrants held | As a % total number of warrants of the same class | Number of convertible securities held | % w.r.t total number of convertible securities of the same class | | |
| 1 | SMALLCAP WORLD FUND, INC | 8179036 | 3.49 | 0 | 0.00 | 0 | 0.00 | 3.49 | |
| 2 | RELIANCE CAPITAL TRUSTEE COMPANY LIMITED A/C RELIANCE GROWTH FUND | 7716842 | 3.29 | 0 | 0.00 | 0 | 0.00 | 3.29 | |
| 3 | HPC (MAURITIUS) LIMITED | 7112748 | 3.03 | 0 | 0.00 | 0 | 0.00 | 3.03 | |
| 4 | AMANSA CAPITAL PTE LIMITED A/C AMANSA HOLDINGS PRIVATE LIMITED | 6333859 | 2.70 | 0 | 0.00 | 0 | 0.00 | 2.70 | |
| 5 | RELIANCE LIFE INSURANCE COMPANY LIMITED | 3925552 | 1.67 | 0 | 0.00 | 0 | 0.00 | 1.67 | |
| 6 | STICHTING PENSIOENFONDS ABP | 3672000 | 1.57 | 0 | 0.00 | 0 | 0.00 | 1.57 | |
| 7 | HDFC STANDARD LIFE INSURANCE COMPANY LIMITED | 3336234 | 1.42 | 0 | 0.00 | 0 | 0.00 | 1.42 | |
| 8 | GOVERNMENT PENSION FUND GLOBAL | 3267008 | 1.39 | 0 | 0.00 | 0 | 0.00 | 1.39 | |
| 9 | SBI LIFE INSURANCE CO. LTD | 2512867 | 1.07 | 0 | 0.00 | 0 | 0.00 | 1.07 | |
| 10 | BAJAJ ALLIANZ LIFE INSURANCE COMPANY LTD. | 2482534 | 1.06 | 0 | 0.00 | 0 | 0.00 | 1.06 | |
| 11 | HDFC TRUSTEE COMPANY LIMITED - HDFC TAX SAVERFUND | 2353096 | 1.00 | 0 | 0.00 | 0 | 0.00 | 1.00 | |
| TOTAL : | | 50891776 | 21.70 | 0 | 0.00 | 0 | 0.00 | 21.70 | |



| (I)(c)(ii) Statement showing holding of securities (including shares, warrants, convertible securities) of persons (together with PAC) belonging to the category "Public" and holding more than 5% of the total number of shares of the company | | | | | | | | |
|---|--|-----------------------|--|-------------------------|---|---------------------------------------|--|---|
| Sr.No. | Name(s) of the shareholder(s) and the Persons Acting in Concert (PAC) with | Number of shares held | Shares as a percentage of total number of shares (i.e., Grant total (A)+(B)+(C) indicated in Statement at para (I)(a) above) | Details of warrants | | Details of convertible securities | | Total shares (including underlying shares assuming full conversion of warrants and convertible securities) as a % of diluted share capital) |
| | | | | Number of warrants held | As a % total number of warrants of the same class | Number of convertible securities held | % w.r.t total number of convertible securities of the same class | |
| | | 0 | 0 | 0 | 0 | 0 | 0 | 0 |
| TOTAL : | | | | | | | | |




| (I)(d) STATEMENT SHOWING DETAILS OF LOCKED-IN SHARES" | | | | |
|---|-------------------------|----------------------------|---|--------------------------------|
| Sr.No. | Name of the shareholder | Number of locked-in shares | Locked-in shares as a (%) percentage of total number of shares {i.e, Grand Total (A)+(B)+(C) Indicated in Statement at para (I)(a) above} | Promoter/Promoter Group/Public |
| TOTAL : | | 0 | 0 | |



| (II)(a) STATEMENT SHOWING DETAILS OF DEPOSITORY RECEIPTS (DRS) | | | | |
|--|--|---------------------------|---|--|
| Sr.No. | Type of outstanding DR (ADRs,GDRs,SDRs,etc.) | Number of outstanding DRs | Number of shares underlying outstanding DRs | Shares underlying outstanding DRs as a percentage of total number of shares {i.e., Grand Total (A)+(B)+(C) indicated in Statement at Para(I)(a) above} |
| | | | | |
| TOTAL : | | 0 | 0 | 0 |



| (II)(b) Statement showing Holding of Depository Receipts (DRs), where underlying shares held by "Promoter/Promoter group" are in excess of 1% of the total number shares. | | | | |
|--|------------------------------|--|--|---|
| Sr.No. | Name of the DR Holder | Type of outstanding DR (ADRs,GDRs,SDRs, etc.) | Number of shares underlying outstanding DRs | Shares underlying outstanding DRs as a percentage of total number of shares {i.e., Grand Total (A)+(B)+(C) indicated in Statement at para(I)(a) above} |
| | | | 0 | 0 |
| | TOTAL : | | | |



| NOT APPLICABLE | | | | | | | |
|--|--|--|--------------|-------------|------------------------------------|------------------------------|--------------------------|
| (III)(a) Statement showing the voting pattern of shareholders, if more than one class of shares/securities is issued by the issuer | | | | | | | |
| CATEGORY CODE | CATEGORY OF SHAREHOLDERS | Number of Voting Rights held in each class of securities | | | Total Voting Rights (II+IV+V) (VI) | Total Voting Rights i.e.(VI) | |
| | | Class X (III) | Class Y (IV) | Class Z (V) | | As a % of (A+B) (VII) | As a % of (A+B+C) (VIII) |
| (A) | PROMOTER AND PROMOTER GROUP | | | | | | |
| (1) | INDIAN | | | | | | |
| (a) | Individuals /Hindu Undivided Family | | | | | | |
| (b) | Central Government/State Government(s) | | | | | | |
| (c) | Bodies Corporate | | | | | | |
| (d) | Financial Institutions / Banks | | | | | | |
| (e) | Any Other (Specify) | | | | | | |
| | Sub-Total (A) (1) : | | | | | | |
| (2) | FOREIGN | | | | | | |
| (a) | Individuals (Non Resident Individuals/Foreign Individuals) | | | | | | |
| (b) | Bodies Corporate | | | | | | |
| (c) | Institutions | | | | | | |
| (d) | Any Other (Specify) | | | | | | |
| | Sub-Total (A)(2) : | | | | | | |
| | Total Share Holding of Promoter and Promoter Group (A)=(A)(1)+(A)(2) | | | | | | |
| (B) | PUBLIC SHAREHOLDING | | | | | | |
| (1) | INSTITUTIONS | | | | | | |
| (a) | Mutual Funds /UTI | | | | | | |
| (b) | Financial Institutions /Banks | | | | | | |
| (c) | Central Government / State Government(s) | | | | | | |
| (d) | Venture Capital Funds | | | | | | |
| (e) | Insurance Companies | | | | | | |
| (f) | Foreign Institutional Investors | | | | | | |
| (g) | Foreign Venture Capital Investors | | | | | | |
| (h) | Any Other (Specify) | | | | | | |
| | Sub-Total (B)(1) : | | | | | | |
| (2) | NON-INSTITUTIONS | | | | | | |
| (a) | Bodies Corporate | | | | | | |
| (b) | Individuals | | | | | | |
| | (i) Individual shareholders holding nominal share capital up to Rs.1 lakh | | | | | | |
| | (ii) Individual shareholders holding nominal share capital in excess of Rs.1 lakh | | | | | | |
| (c) | Qualified Foreign Investor | | | | | | |
| (d) | Any Other (Specify) | | | | | | |
| | Clearing Members | | | | | | |
| | Non Resident Indians | | | | | | |
| | directors | | | | | | |
| | Sub-Total (B)(2) : | | | | | | |
| | Total Public Share Holding (B)=(B)(1)+(B)(2) : | | | | | | |
| | Total (A)+(B) : | | | | | | |
| (C) | Shares held by custodians, against which Depository Receipts have been issued | | | | | | |
| | GRAND TOTAL (A)+(B)+(C) : | | | | | | |

NOT APPLICABLE

