




HT Media Limited

Registered Office: Hindustan Times House, 18-20, Kasturba Gandhi Marg, New Delhi - 110001, India
Statement of Consolidated Audited Results for the Year Ended March 31, 2013

PART I		(Rs. in Lacs)				
S.N.	Particulars	Three months ended			Year ended	
		31.03.2013 (Audited)	31.12.2012 (Un-audited)	31.03.2012 (Un-audited)	31.03.2013 (Audited)	31.03.2012 (Audited)
1	Income from operations					
	a) Net Sales/Income from Operations	49,154	54,025	48,610	201,599	197,199
	b) Other Operating Income	899	677	723	3,239	2,946
	Total Income from operations(net)	50,053	54,702	49,333	204,838	200,145
2	Expenses					
	a) Cost of materials consumed	17,065	18,468	18,569	72,676	72,624
	b) Purchases of stock-in-trade	-	-	-	-	-
	c) Changes in inventories of finished goods, work-in-progress and stock-in-trade	(580)	188	(291)	(267)	(264)
	d) Employee benefits expense	9,902	9,805	8,971	39,213	35,619
	e) Depreciation and amortisation expense	2,321	2,201	2,493	9,144	9,155
	f) Other expense	16,491	17,496	17,265	64,960	63,480
	Total Expense	45,199	48,158	47,007	185,726	180,614
3	Profit from Operations before other income, finance costs and exceptional items (1-2)	4,854	6,544	2,326	19,112	19,531
4	Other Income	2,468	2,384	1,785	9,383	7,502
5	Profit from ordinary activities before finance costs and exceptional items (3+4)	7,322	8,928	4,111	28,495	27,033
5 a	Profit from ordinary activities before finance costs, depreciation and amortisation expenses & exceptional items (EBITDA) (5+2e)	9,643	11,129	6,604	37,639	36,188
6	Finance Costs	1,354	1,095	1,036	4,460	3,624
7	Profit from ordinary activities after finance costs but before exceptional items(5-6)	5,968	7,833	3,075	24,035	23,409
8	Exceptional Items	-	-	-	-	-
9	Profit from Ordinary Activities before Tax (7+8)	5,968	7,833	3,075	24,035	23,409
10	Tax Expense	1,666	2,217	813	6,234	6,256
11	Net Profit from Ordinary Activities after Tax (9-10)	4,302	5,616	2,262	17,801	17,153
12	Extraordinary Items (Net of Tax Expenses)	-	-	-	-	-
13	Net Profit/(loss) for the period (11-12)	4,302	5,616	2,262	17,801	17,153
14	Share of profit/ (loss) of associates	-	-	-	-	-
15	Minority Interest	294	255	63	1,036	604
16	Net Profit after taxes, minority interest and share of profit/(loss) of associates (13-14-15)	4,008	5,361	2,199	16,765	16,549
17	Paid-up Equity Share Capital (Face value - Rs. 2 per share)	4,700	4,700	4,700	4,700	4,700
18	Reserves excluding Revaluation Reserve as per balance sheet of accounting year				154,903	140,003
19.i	Earnings per share (before extraordinary items) (of Rs 2/- each)	Not Annualised	Not Annualised	Not Annualised		
	(a) Basic	1.71	2.28	0.94	7.13	7.04
	(b) Diluted	1.71	2.28	0.94	7.13	7.04
19.ii	Earnings per share (after extraordinary items) (of Rs 2/- each)	Not Annualised	Not Annualised	Not Annualised		
	(a) Basic	1.71	2.28	0.94	7.13	7.04
	(b) Diluted	1.71	2.28	0.94	7.13	7.04



PART II						
Select Information for the quarter ended March 31, 2013						
S.N.	Particulars	Three months ended			Year ended	
		31.03.2013	31.12.2012	31.03.2012	31.03.2013	31.03.2012
A	PARTICULARS OF SHAREHOLDING					
1	Public Shareholding					
	Number of shares	73,243,945	73,243,945	73,243,945	73,243,945	73,243,945
	Percentage of shareholding	31.16%	31.16%	31.16%	31.16%	31.16%
2	Promoters and Promoter Group Shareholding					
	a) Pledge / Encumbered					
	Number of Shares	Nil	Nil	Nil	Nil	Nil
	Percentage of Shares (As a % of the total shareholding of Promoter and Promoter group)	NA	NA	NA	NA	NA
	Percentage of Shares (As a % of total share capital of the Company)	NA	NA	NA	NA	NA
	b) Non Encumbered					
	Number of Shares	161,777,090	161,777,090	161,777,090	161,777,090	161,777,090
	Percentage of Shares (As a % of the total shareholding of Promoter and Promoter group)	100%	100%	100%	100%	100%
	Percentage of Shares (As a % of the total share capital of the company)	68.84%	68.84%	68.84%	68.84%	68.84%

Particulars	Three months ended 31.03.2013
B INVESTOR COMPLAINTS	
Pending at the beginning of the quarter	Nil
Received during the quarter	53
Disposed of during the quarter	53
Remaining unresolved at the end of the quarter	Nil

Notes :

- 1 The financial results of following entities have been consolidated with the financial results of HT Media Limited (Parent Company), hereinafter referred to as "the Group":

Subsidiaries

Hindustan Media Ventures Limited (HMVL)
HT Music and Entertainment Company Limited (HT Music)
HT Digital Media Holdings Limited (HT Digital)
Firefly e-Ventures Limited (Firefly)
HT Burda Media Limited (HT Burda)
HT Mobile Solutions Limited (HT Mobile)
HT Overseas Pte. Ltd., Singapore (HT Overseas)
HT Learning Centres Limited (HT Learning)
HT Education Limited (HT Education)
HT Global Education (HT Global), a Company licenced under Section 25 of the Companies Act,1956
ED World Private Limited (ED World)
IVY Talent India Private Limited (IVY Talent) (w.e.f. 09-11-2012)

Joint Venture (JV)

India Education Services Private Limited (IESPL)


- 2 The Audited Consolidated Financial results for the year ended March 31, 2013 are prepared in accordance with the requirements of Accounting Standard - 21 and 27 as notified by Companies (Accounting Standard) Rules, 2006, as amended. The auditors have conducted the audit of financial statements for the year ended March 31, 2013 and these results have been reviewed by the Audit Committee and taken on record by the Board of Directors of Parent Company at the meeting held on May 14, 2013.

- 3 During the quarter, the Parent Company has made the following investments in Subsidiaries :

- Rs. 630 Lacs in Equity Shares of HT Education Limited.
- Rs.535 Lacs in Compulsorily Convertible Debentures of HT Digital Media Holdings Limited (HT Digital). Further, 8,00,000 Compulsorily Convertible Debentures of Rs.100/- each held by the Company in HT Digital, were converted into 80,00,000 Equity Shares of Rs.10/- each as per the terms of the issue of the said debentures.

- 4 The Board of Directors of the Parent Company has accorded its 'in-principle' approval to sale of its entire 51% equity shareholding in HT Burda to Burda Druck GmbH or its nominee for an aggregate consideration of Rs 6,000 lacs, subject to the customary adjustments at the time of closing of transaction.

- 5 Provision for Tax includes Current Tax Expense and Deferred Tax Charge/(Credit).



- 6 Details of Employee Stock Option for the quarter ended March 31, 2013 are as follows :
- For Parent Company: Under i) HTML Employee Stock Option Scheme - 2009 No options were granted, vested, exercised or forfeited. ii) HTML Employee Stock Option Scheme -2007, No options were granted, vested or exercised and 21,993 options were forfeited and iii) HTML Employee Stock Option Scheme -2005, No options were granted, vested, exercised or forfeited.
 - For Firefly :- Under the Employee Stock Option Plan-2009 , No options were granted, vested, exercised or forfeited.
 - For HMVL: Under the HT Group Companies- Employee Stock Option Trust Scheme of the Parent company- No options were granted or 3,165 options were vested, 13,779 options were exercised, and no options were forfeited.

- 7 "Response to Auditor's qualifications in the Limited Review Report on consolidated financial results for the quarter ended December 31, 2012 and in the Audit Report on consolidated financial statements for the year ended March 31, 2013 :

(i) During the current quarter, Firefly, HT Mobile , HT Music , HT Burda , HT Learning and IESPL have recognised deferred tax assets/(reversal of deferred tax assets) (net) of Rs. (6,111) lacs, Rs 15 lacs , Rs. 7 lacs , Rs. 199 lacs, Rs. 49 lacs and Rs. (11) lacs respectively. Total deferred tax assets (net) as at March 31, 2013 as recognised by Firefly, HT Mobile, HT Music, HT Burda, HT Learning and IESPL are Rs. 627 lacs, Rs. 258 lacs, Rs 20 lacs , Rs. 2,376 lacs, Rs. 600 lacs and Rs. Nil respectively. Audit Report on consolidated financial statements of the Parent Company for the year ended March 31, 2013 has highlighted the qualification related to deferred tax assets recognised by Firefly, HT Mobile, HT Music, HT Burda and HT Learning.

(ii) The Auditors Report to the Consolidated Financial Statements for the financial year ended March 31, 2012 of the Parent Company were also qualified for the entire amount of deferred tax assets (net) as recognised by Firefly, HT Mobile , HT Music , HT Burda and HT Learning .The Limited Review Reports on the unaudited consolidated results for the quarter ended December 31, 2012 were also qualified for the entire amount of deferred tax assets (net) as recognised by Firefly, HT Mobile , HT Music , HT Burda ,HT Learning and IESPL.

Management response to (i) and (ii) above:

Management is confident that subsequent realisation of the Deferred Tax Assets recognised by the above companies is virtually certain in the near future, based on the future projections and existing business model of the respective companies."

- 8 The Board of Directors/Committee of Directors of the Parent Company and Firefly had accorded it's approval to a Scheme of Arrangement and Restructuring u/s 391-394 r/w Sections 100-104 of the Companies Act, 1956 between Firefly and the Parent Company and their respective shareholders and creditors (the Scheme), subject to requisite approval(s) and sanction by the Hon'ble Delhi High Court. The Scheme, inter-alia, provides for demerger of Job Portal Undertaking of Firefly and transfer and vesting thereof into the Parent Company w.e.f. from April 1, 2012 (Appointed Date). The Scheme was approved by the requisite majority of Equity Shareholders, Secured and Unsecured Creditors of the respective companies. The Scheme has now been sanctioned by the Hon'ble Delhi High Court on April 18, 2013 and has become effective w.e.f. 6th May 2013 (Effective Date).

With the Scheme coming into effect from the Appointed Date i.e. April 1, 2012; the impact thereof has been considered in the standalone financial results of the Parent Company and FEVL for the quarter ended on 31st March, 2013. However the Scheme has no impact on the consolidated financial results.

- 9 The audited standalone financial results of the Parent Company for the year ended March 31, 2013 have been filed with the Stock Exchanges where the Parent Company's shares are listed and are available on Company's website "www.htmedia.in". The key standalone financial information for the quarter are as under:

Particulars	Three months ended *			Year ended*	
	31.03.2013	31.12.2012	31.03.2012	31.03.2013	31.03.2012
	(Un-audited)	(Un-audited)	(Un-audited)	(Audited)	(Audited)
Total Operating Revenue	34,137	35,863	31,722	134,509	131,914
Profit Before Tax	(14,272)	6,578	3,039	1,463	21,803
Profit After Tax	(9,297)	4,661	2,165	2,415	15,982

*Wef April 1, 2012; the impact of the Scheme as referred to in note 8 above has been considered in the financial results of the Company for this quarter and therefore financial results for the quarter and year ended March 31, 2013 are not comparable with financial results of previous quarter ended December 31, 2012 and corresponding quarter and year ended March 31, 2012

- 10 Dividend: The Board of Directors have recommended a Dividend on Equity Shares of Rs. 2 each @ Re 0.40 per equity share (20%) for the year, amounting to Rs. 940 lacs (excluding Dividend Distribution tax) , for the approval of the shareholders at the ensuing annual general meeting
- 11 The CEO and CFO certificate in respect of the above results in terms of Clause 41 of the Listing Agreement has been placed before the Board of Directors.
- 12 Figures for the quarter ended March 31, 2013, are balancing figures between audited figures in respect of full financial year and the unaudited published year to date figures upto December 31, 2012, being the end of the third quarter of the financial year, which were subjected to a limited review.
- 13 Previous period's/year's figure have been regrouped/reclassified where necessary, to correspond with those of the current quarter's/year's classification.




Handwritten signature/initials

14. Statement of Consolidated Assets and Liabilities as at March 31, 2013

(Rs in lacs)

Particulars	As at 31.03.2013 (Audited)	As at 31.3.2012 (Audited)
A EQUITY AND LIABILITIES		
1 Shareholders' funds		
(a) Share capital	4,700	4,700
(b) Reserves and surplus	154,903	140,003
Sub-total - Shareholders' funds	159,603	144,703
2 Minority interest	14,375	13,603
3 Non-current liabilities		
(a) Long-term borrowings	9,111	7,121
(b) Deferred tax liabilities (net)	3,567	4,600
(c) Other long-term liabilities	2,031	413
(d) Long-term provisions	149	419
Sub-total - Non-current liabilities	14,858	12,553
4 Current liabilities		
(a) Short-term borrowings	29,150	27,501
(b) Trade payables	33,233	32,238
(c) Other current liabilities	30,814	28,384
(d) Short-term provisions	2,401	2,028
Sub-total - Current liabilities	95,598	90,151
TOTAL - EQUITY AND LIABILITIES	284,434	261,010
B ASSETS		
1 Non-current assets		
(a) Fixed assets	84,056	80,363
(b) Goodwill on consolidation	557	240
(c) Non-current investments	34,763	37,368
(d) Deferred tax assets (net)	3,880	8,073
(e) Long-term loans and advances	8,886	6,628
(f) Other non-current assets	3,039	2,311
Sub-total - Non-current assets	135,181	134,983
2 Current assets		
(a) Current investments	62,546	45,827
(b) Inventories	16,314	18,190
(c) Trade receivables	27,121	27,571
(d) Cash and cash equivalents	15,188	15,707
(e) Short-term loans and advances	22,084	16,569
(f) Other current assets	6,000	2,163
Sub-total - Current assets	149,253	126,027
TOTAL - ASSETS	284,434	261,010



Handwritten signature or initials.

Statement of segment-Wise revenue, results and capital employed for the quarter ended March 31, 2013

Particulars	Three Months Ended			Year Ended	
	31.03.2013	31.12.2012	31.03.2012	31.03.2013	31.3.2012
	(Audited)	(Unaudited)	(Unaudited)	(Audited)	(Audited)
1 Segment Revenue					
a) Printing & Publishing of Newspapers & Periodicals	46,710	51,304	46,168	191,995	188,534
b) Radio Broadcast & Entertainment	1,843	2,135	1,982	7,830	7,419
c) Digital	1,461	1,379	1,340	5,377	4,361
d) Unallocated	370	116	118	897	573
Total	50,384	54,934	49,588	206,099	200,887
Less: Inter Segment Revenue	(331)	(232)	(255)	(1,261)	(742)
Net Sales/Income from Operations	50,053	54,702	49,333	204,838	200,145
2 Segment Results Profit/(loss) before Tax and interest from each segment					
a) Printing & Publishing of Newspapers & Periodicals	6,841	8,378	4,354	26,369	28,221
b) Radio Broadcast & Entertainment	105	252	(146)	740	(438)
c) Digital	(812)	(886)	(812)	(3,866)	(4,005)
d) Unallocated	(1,280)	(1,200)	(1,070)	(4,131)	(4,247)
Total (A)	4,854	6,544	2,326	19,112	19,531
Less: i) Finance Cost (B)	1,354	1,095	1,036	4,460	3,624
ii) Exceptional Item (Net) (C)	-	-	-	-	-
Add: Other Income (D)	2,468	2,384	1,785	9,383	7,502
Profit Before Taxation(A-B-C+D)	5,968	7,833	3,075	24,035	23,409
3 Capital Employed (Segment Assets - Segment Liabilities)					
a) Printing & Publishing of Newspapers & Periodicals	54,239	57,180	53,356	54,239	53,356
b) Radio Broadcast & Entertainment	8,412	8,592	7,624	8,412	7,624
c) Digital	1,035	21	68	1,035	68
d) Unallocated	110,292	105,322	97,258	110,292	97,258
Total	173,978	171,115	158,306	173,978	158,306

Note

- a) Unallocated includes figures relating to Segments which do not meet criteria of Reportable Segment as per Accounting Standard 17- Segment Reporting notified by Company (Accounting Standards) Rules, 2006.
- b) Previous period's/year's figure have been regrouped/reclassified where necessary to conform to this quarter's/year's classification.

For and on behalf of the Board of Directors

(X) *Shobhana Bhartia*

Shobhana Bhartia
Chairperson & Editorial Director

New Delhi
May 14, 2013

