

HT Media Limited
Statement Showing Holding of Securities and Share Holding Pattern
(Pursuant to Regulation 31(1)(b) of Securities and Exchange Board of India (Listing Obligations and Disclosure Requirements) Regulations,2015

1. Name of Listed Entity : HT Media Limited
2. Scrip Code : 532662
Name of Scrip : HTMEDIA
Class of Security : Equity Shares of Rs.2 each
3. Share Holding Pattern Filed under: Reg. ~~31(1)(a)~~/Reg.31(1)(b)/Reg.~~31(1)(c)~~ :
a. if under 31(1)(b) then indicate the report for quarter ending 31/12/2018 : December 31, 2018
b. if under 31(1)(c) then indicate date of allotment/extinguishment : Not applicable

4. Declaration

The Listed entity is required to submit the following declaration to the extent of submission of information:

Particulars	YES	NO
a Whether the Listed Entity has issued any partly paid up shares		✓
b Whether the Listed Entity has issued any Convertible Securities or Warrants?		✓
c Whether the Listed Entity has any shares against which depository receipts are issued?		✓
d Whether the Listed Entity has any shares in locked-in?		✓
e Whether any shares held by promoters are pledge or otherwise encumbered?		✓


5 The tabular format for disclosure of holding of specified securities is as follows:



D. Suresh Babu
Deputy Manager.

Table I - Summary Statement holding of specified securities

Category	Category of Shareholder	No. of Shareholders	No. of fully paid up equity shares held	No. of Partly paid-up equity shares held	No. of Shares Underlying Depository Receipts	Total No. of Shares Held (VII) = (IV)+(V)+(VI)	Shareholding as a % of total no. of shares (calculated as per SCRR, 1957) (VIII)	Number of Voting Rights held in each class of securities (IX)			No. of Shares Underlying Outstanding convertible securities (including Warrants)	Shareholding, as a % assuming full conversion of convertible securities (as a percentage of)	Number of Locked in shares		Number of Shares pledged or otherwise encumbered		Number of equity shares held in dematerialized form	
								No. of Voting Rights		Total as a % of (A+B+C)			No. (a)	As a % of total Shares held	No. (a)	As a % of total Shares held		
								Class X (Equity)	Class Y	Total								
(I)	(II)	(III)	(IV)	(V)	(VI)	(VII)	(VIII)	(IX)			(X)	(XI)	(XII)		(XIII)	(XIV)		
(A)	Promoter & Promoter Group	5	161777093	0	0	161777093	69.51	161777093	0	161777093	69.51	0	69.51	0	0.00	0	0.00	161777093
(B)	Public	34306	68792931	0	0	68792931	29.56	68792931	0	68792931	29.56	0	29.56	0	0.00	NA	NA	68776068
(C)	Non Promoter-Non Public																	
(C1)	Shares underlying DRs	0	0	0	0	0	NA	0	0	0	0.00	0	NA	0	0.00	NA	NA	0
(C2)	Shares held by Employees Trusts	1	2178290	0	0	2178290	0.94	2178290	0	2178290	0.94	0	0.94	0	0.00	NA	NA	2178290
	Total:	34312	232748314	0	0	232748314	100.00	232748314	0	232748314	100.00	0	100.00	0	0.00	0	0.00	232731451



D. Suresh Babu
Deputy Manager.


Table II - Statement showing shareholding pattern of the Promoter and Promoter Group

Category A	Category & Name of the Shareholder	PAN	No. of Shareholders	No. of fully paid up equity shares held	No. of Partly paid-up equity shares held	No. of Shares Underlying Depository Receipts	Total No. of Shares Held (VII) = (IV+V+VI)	Shareholding as a % of total no. of shares (calculated as per SCRR, 1957) As a % of (A+B+C2)	Number of Voting Rights held in each class of securities			No. of Shares Underlying Outstanding convertible securities (Including Warrants)	Shareholding as a % assuming full conversion of convertible Securities (as a percentage of diluted share capital) XI= (VII)+(X) As a % of (A+B+C2)	Number of Locked in Shares		Number of Shares pledged or otherwise encumbered		Number of equity shares held in dematerialized form	
									No. of Voting Rights	Total as a % of Total Voting rights(A+B+C)				No. (a)	As a % of total Shares held (b)	No. (a)	As a % of total Shares held (b)		
										Class X (Equity)	Class Y								Total
	(I)	(II)	(III)	(IV)	(V)	(VI)	(VII)	(VIII)	(IX)			(X)	(XI)	(XII)		(XIII)		(XIV)	
(1)	Indian																		
(a)	Individuals/Hindu undivided Family		3	22	0	0	22	0.00	22	0	22	0.00	0	0.00	0	0.00	0	0.00	22
	SHOBHANA BHARTIA		1	20	0	0	20	0.00	20	0	20	0.00	0	0.00	0	0.00	0	0.00	20
	PRIYAVRAT BHARTIA		1	1	0	0	1	0.00	1	0	1	0.00	0	0.00	0	0.00	0	0.00	1
	SHAMIT BHARTIA		1	1	0	0	1	0.00	1	0	1	0.00	0	0.00	0	0.00	0	0.00	1
(b)	Central Government/State Government(s)		0	0	0	0	0	0.00	0	0	0	0.00	0	0.00	0	0.00	0	0.00	0
(c)	Financial Institutions/Banks		0	0	0	0	0	0.00	0	0	0	0.00	0	0.00	0	0.00	0	0.00	0
(d)	Any Other		1	161754490	0	0	161754490	69.50	161754490	0	161754490	69.50	0	69.50	0	0.00	0	0.00	161754490
	THE HINDUSTAN TIMES LIMITED		1	161754490	0	0	161754490	69.50	161754490	0	161754490	69.50	0	69.50	0	0.00	0	0.00	161754490
	Sub-Total (A)(1)		4	161754512	0	0	161754512	69.50	161754512	0	161754512	69.50	0	69.50	0	0.00	0	0.00	161754512
(2)	Foreign																		
(a)	Individuals (Non-Resident Individuals/Foreign Individuals)		0	0	0	0	0	0.00	0	0	0	0.00	0	0.00	0	0.00	0	0.00	0
(b)	Government		0	0	0	0	0	0.00	0	0	0	0.00	0	0.00	0	0.00	0	0.00	0
(c)	Institutions		0	0	0	0	0	0.00	0	0	0	0.00	0	0.00	0	0.00	0	0.00	0
(d)	Foreign Portfolio Investor		0	0	0	0	0	0.00	0	0	0	0.00	0	0.00	0	0.00	0	0.00	0
(e)	Any Other		1	22581	0	0	22581	0.01	22581	0	22581	0.01	0	0.01	0	0.00	0	0.00	22581
	GO4I.COM (MAURITIUS) LIMITED		1	22581	0	0	22581	0.01	22581	0	22581	0.01	0	0.01	0	0.00	0	0.00	22581
	Sub-Total (A)(2)		1	22581	0	0	22581	0.01	22581	0	22581	0.01	0	0.01	0	0.00	0	0.00	22581
	Total Shareholding of Promoter and Promoter Group (A)=(A)(1)+(A)(2)		5	161777093	0	0	161777093	69.51	161777093	0	161777093	69.51	0	69.51	0	0.00	0	0.00	161777093

Note:

(1) PAN would not be displayed on website of Stock Exchange(s).

(2) The term "Encumbrance" has the same meaning as assigned under regulation 28(3) of SEBI (Substantial Acquisition of Shares and Takeovers) Regulations, 2011




D. Suresh Babu
Deputy Manager.

Table III - Statement showing shareholding pattern of the Public shareholder

Category B	Category & Name of the Shareholder	PAN	No. of Shareholders	No. of fully paid up equity shares held	No. of Partly paid-up equity shares held	No. of Shares Underlying Depository Receipts	Total No. of Shares Held (VII)= (IV+V+VI)	Shareholding as a % of total no of shares (calculated as per SCRR, 1957) (As a % of (A+B+C2))	Number of Voting Rights held in each class of securities			No. of Shares Underlying Outstanding convertible securities (Including Warrants)	Shareholding as a % assuming full conversion of convertible Securities (as a percentage of diluted share capital)	Number of Locked in Shares		Number of Shares pledged or otherwise encumbered		Number of equity shares held in dematerialized form	
									No. of Voting Rights		Total as a % of Total Voting rights(A+B+C)			No. (a)	As a % of total Shares held (b)	No. (a)	As a % of total Shares held (b)		
									Class X (equity)	Class Y	Total								
(I)	(II)	(III)	(IV)	(V)	(VI)	(VII)	(VIII)	(IX)			(X)	(XI)	(XII)		(XIII)	(XIV)			
(1)	Institutions																		
(a)	Mutual Funds		2	14461965	0	0	14461965	6.21	14461965	0	14461965	6.21	0	6.21	0	0.00	NA	NA	14461965
	RELIANCE CAPITAL TRUSTEE CO. LTD-A/C		1	3415096	0	0	3415096	1.47	3415096	0	3415096	1.47	0	1.47	0	0.00	NA	NA	3415096
	RELIANCESMALLCAP FUND		1	11046869	0	0	11046869	4.75	11046869	0	11046869	4.75	0	4.75	0	0.00	NA	NA	11046869
	FRANKLIN INDIA SMALLER COMPANIES FUND		0	0	0	0	0	0.00	0	0	0	0.00	0	0.00	0	0.00	NA	NA	0
(b)	Venture Capital Funds		0	0	0	0	0	0.00	0	0	0	0.00	0	0.00	0	0.00	NA	NA	0
(c)	Alternate Investment Funds		0	0	0	0	0	0.00	0	0	0	0.00	0	0.00	0	0.00	NA	NA	0
(d)	Foreign Venture Capital Investors		0	0	0	0	0	0.00	0	0	0	0.00	0	0.00	0	0.00	NA	NA	0
(e)	Foreign Portfolio Investors		34	13730409	0	0	13730409	5.90	13730409	0	13730409	5.90	0	5.90	0	0.00	NA	NA	13730409
	GOVERNMENT PENSION FUND GLOBAL		1	6960000	0	0	6960000	2.99	6960000	0	6960000	2.99	0	2.99	0	0.00	NA	NA	6960000
(f)	Financial Institutions/Banks		5	261430	0	0	261430	0.11	261430	0	261430	0.11	0	0.11	0	0.00	NA	NA	261430
(g)	Insurance Companies		1	5665000	0	0	5665000	2.43	5665000	0	5665000	2.43	0	2.43	0	0.00	NA	NA	5665000
	ICICI LOMBARD GENERAL INSURANCE COMPANY LTD		1	5665000	0	0	5665000	2.43	5665000	0	5665000	2.43	0	2.43	0	0.00	NA	NA	5665000
(h)	Provident Funds/Pension Funds		0	0	0	0	0	0.00	0	0	0	0.00	0	0.00	0	0.00	NA	NA	0
(i)	Any Other																		
	FOREIGN NATIONALS		1	536	0	0	536	0.00	536	0	536	0.00	0	0.00	0	0.00	NA	NA	536
	Sub Total (B)(1)		43	34119340	0	0	34119340	14.66	34119340	0	34119340	14.66	0	14.66	0	0.00	NA	NA	34119340
(2)	Central Government/State Government(s)/President of India		0	0	0	0	0	0.00	0	0	0	0.00	0	0.00	0	0.00	NA	NA	0
	Sub Total (B)(2)		0	0	0	0	0	0.00	0	0	0	0.00	0	0.00	0	0.00	NA	NA	0
(3)	Non-Institutions																		
(a)	i. Individual shareholders holding nominal share capital up to Rs.2 lakhs		33239	15906119	0	0	15906119	6.83	15906119	0	15906119	6.83	0	6.83	0	0.00	NA	NA	15889256
	ii. Individual shareholders holding nominal share capital in excess of Rs. 2 Lakhs		16	6954405	0	0	6954405	2.99	6954405	0	6954405	2.99	0	2.99	0	0.00	NA	NA	6954405
(b)	NBFCs Registered with RBI		5	33869	0	0	33869	0.01	33869	0	33869	0.01	0	0.01	0	0.00	NA	NA	33869
(c)	Employee Trusts		0	0	0	0	0	0.00	0	0	0	0.00	0	0.00	0	0.00	NA	NA	0
(d)	Overseas Depositories (Holding DRs)(Balancing figure)		0	0	0	0	0	0.00	0	0	0	0.00	0	0.00	0	0.00	NA	NA	0
(e)	Any Other																		
	TRUSTS		3	2140	0	0	2140	0.00	2140	0	2140	0.00	0	0.00	0	0.00	NA	NA	2140
	NON RESIDENT INDIANS		378	762266	0	0	762266	0.33	762266	0	762266	0.33	0	0.33	0	0.00	NA	NA	762266
	CLEARING MEMBERS		61	66480	0	0	66480	0.03	66480	0	66480	0.03	0	0.03	0	0.00	NA	NA	66480
	NON RESIDENT INDIAN NON REPATRIABLE		148	1380532	0	0	1380532	0.59	1380532	0	1380532	0.59	0	0.59	0	0.00	NA	NA	1380532
	BODIES CORPORATES		412	9557018	0	0	9557018	4.11	9557018	0	9557018	4.11	0	4.11	0	0.00	NA	NA	9557018
	FINQUEST SECURITIES PVT LTD		1	3539879	0	0	3539879	1.52	3539879	0	3539879	1.52	0	1.52	0	0.00	NA	NA	3539879
	I E P F		1	10762	0	0	10762	0.00	10762	0	10762	0.00	0	0.00	0	0.00	NA	NA	10762
	Sub Total (B)(3)		34263	34673591	0	0	34673591	14.90	34673591	0	34673591	14.90	0	14.90	0	0.00	NA	NA	34656728
	Total Public Shareholding (B) = (B)(1)+(B)(2)+(B)(3)		34306	68792931	0	0	68792931	29.56	68792931	0	68792931	29.56	0	29.56	0	0.00			68776068

Note:

- (1) PAN would not be displayed on website of Stock Exchange(s).
- (2) The above format needs to be disclosed along with the name of following persons: Institutions/Non Institutions holding more than 1% of total number of shares.
- (3) W.r.t. the information pertaining to Depository Receipts, the same may be disclosed in the respective columns to the extent information available and the balance to be disclosed as held by custodian.
- (4) Pursuant to SEBI's Circular No. SEBI/HO/CFD/CMD/CIR/P/2017/128 dated December 19, 2017, the shareholding of shareholders are consolidated on the basis of PAN to avoid multiple disclosure of shareholding of same person. Accordingly, upon aforesaid consolidation the number of shareholders stands reduced from 47,098 to 34,312 as on 31st December 2018.



D. Suresh Babu
Deputy Manager.

Table IV - Statement showing shareholding pattern of the Non Promoter - Non Public Shareholder

Category C	Category & Name of the Shareholder	PAN	No. of Shareholders	No. of fully paid up equity shares held	No. of Partly paid-up equity shares held	No. of Shares Underlying Depository Receipts	Total No. of Shares Held (VII)= (IV+V+VI)	Shareholding as a % of total no. of shares (A+B+C2)	Number of Voting Rights held in each class of securities			No. of Shares Underlying Outstanding converttble securities (Including Warrants)	Shareholding as a % assuming full conversion of convertible Securities (as a percentage of diluted share capital)	Number of Locked in Shares		Number of Shares pledged or otherwise encumbered		Number of equity shares held in dematerialized form	
									No. of Voting Rights					Total as a % of Total	No. (a)	As a % of total Shares	No. (a)		As a % of total Shares held (b)
									Class X (equity)	Class Y	Total								
	(I)	(II)	(III)	(IV)	(V)	(VI)	(VII)	(VIII)	(IX)			(X)	(XI)	(XII)		(XIII)	(XIV)		
(1)	Custodian/DR Holder			0	0	0	0	0.00	0	0	0	0.00	0	0.00	0	0.00	NA	NA	0
(2)	"Employee Benefit Trust (under SEBI (Share based Employee Benefit) Regulations 2014) Trustee of HT Media Employee Welfare Trust"			1	2178290	0	0	2178290	0.94	2178290	0	2178290	0.94	0	0.00	NA	NA	2178290	
	Total Non-Promoter-Non Public Shareholding (C) = (C)(1)+(C)(2)			1	2178290	0	0	2178290	0.94	2178290	0	2178290	0.94	0	0.00			2178290	

Note

(1) PAN would not be displayed on website of Stock Exchange(s).

(2) The above format needs to disclose name of all holders holding more than 1% of total number of shares

(3) W.r.t. the information pertaining to Depository Receipts, the same may be disclosed in the respective columns to the extent information available.



D. Suresh Babu
Deputy Manager.

Details of the shareholders acting as persons in Concert including their Shareholding:			
Name of Shareholder	Name of PAC	No of shares	Holding%
NA	NA	NA	NA
Total:		0	0



D. Suresh Babu
Deputy Manager.

Details of Shares which remain unclaimed may be given here along with details such as number of shareholders, outstanding shares held in demat/unclaimed suspense account voting rights which are frozen etc.,

No of Shareholders	No of shares
NIL	NIL



D. Suresh Babu
Deputy Manager.